



2019

2020-020

2020 04

)

(

“

” “

”

689,890,000

10 **0.5** **0**

.....	2
.....	5
.....	9
.....	14
.....	28
.....	43
.....	49
.....	50
.....	51
.....	59
.....	64
.....	65
.....	224

			000818
			HANGJIN TECHNOLOGY CO.,LTD.
			HJKJ
			1
			125001
			1
			125001
			www.hangjintechology.com
			zqb@hangjintechology.com

		1
		0429-2709027
		0429-2709818
		zqb@hangjintechology.com

	www.cninfo.com.cn

	91211400123728536M
	1 FPGA GPU 2 5G

	8 A 601

 ✓

 ✓

 ✓

	2019	2018		2017
	3,773,945,831.83	3,825,349,409.14	-1.34%	3,400,920,321.33
	306,662,510.41	503,305,415.48	-39.07%	255,541,980.85
	300,463,493.64	410,137,181.55	-26.74%	237,441,518.01
	219,974,768.75	402,717,154.58	-45.38%	479,008,244.94
/	0.44	0.73	-39.73%	0.37
/	0.44	0.73	-39.73%	0.37
	12.18%	18.90%	-6.72%	10.72%
	2019	2018		2017
	4,450,087,379.82	4,221,620,841.24	5.41%	3,802,242,124.88
	2,682,450,301.14	2,422,315,842.22	10.74%	2,496,870,755.06

1 √**2** √

	942,707,335.29	847,262,914.69	942,393,901.08	1,041,581,680.77
	110,182,272.41	44,407,238.41	86,038,560.21	66,034,439.38
	103,378,852.53	44,153,890.46	84,523,651.35	68,407,099.30
	36,789,648.68	94,954,000.27	33,789,853.69	54,441,266.07

	554,445.58	97,338,355.46	3,000,000.00	
	977,406.93	-249,189.93	-268,955.08	
		6,634,306.79	2,229,927.74	
	1,712,292.37	15,946,464.54	5,177,235.44	
	87,798.06	422,840.92	126,210.54	
	6,199,016.77	93,168,233.93	18,100,462.84	--

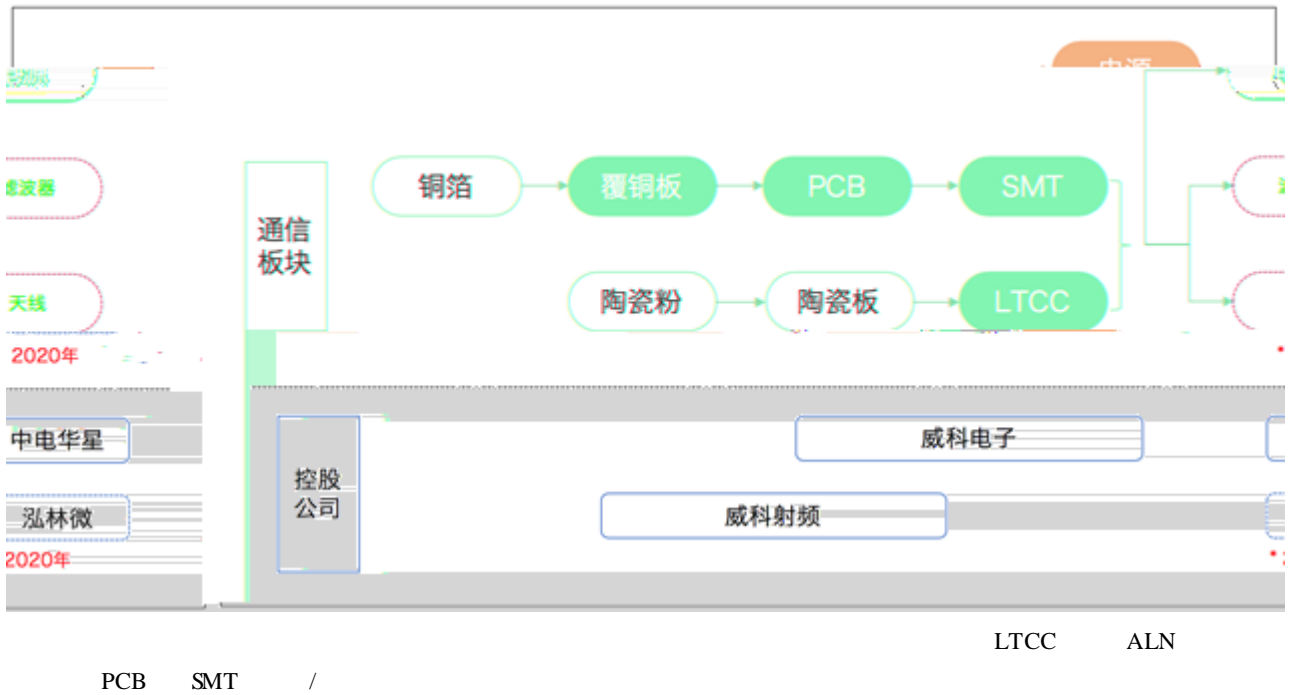
1 —

1 —

□ √

1 —

2



2019

2

“ ”

“ ”

“ ”

15%

4,000

3,000Nm3/h

12

1.

“ ”

2.

3.

“ ”

4.

“ ”

8.

2019

“ ” “ ”

9.

2019

2200

2020

10.67%

2020

27.66%

3

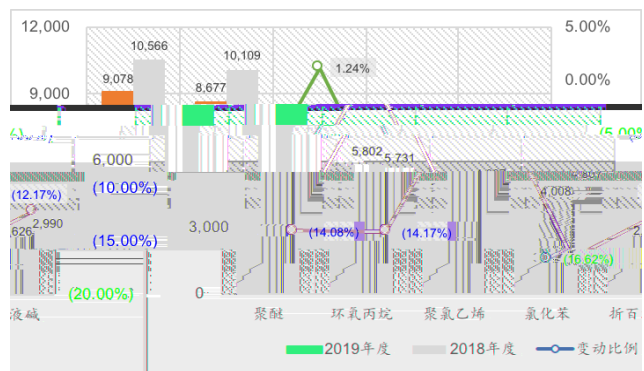
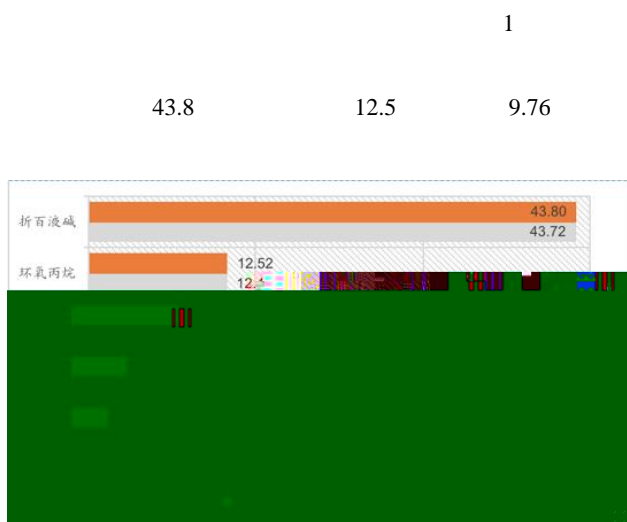
“ ”

4,000

/

		37.74	1.3%	3.07	39.1%
			7.26	1.83	79.0%
56.6%		19.23%	59.80%		
	10.9%	68.1%		30.48	1.23
			2.20	4.03	45.38%

/



233

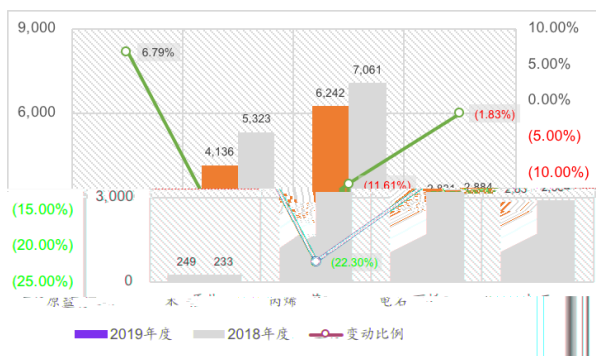
97%

12.17%

6.79%

193

134



2018 23% 58%
77.66% 52.14%

4,600

19.2%

1,000

12,200

19%

588%

21%

SG6XXX

2017

4%

1

“ ” “ ”

2

1

	2019		2018		
	Value	%	Value	%	
	3,773,945,831.83	100%	3,825,349,409.14	100%	-1.34%
	3,059,995,597.18	81.08%	3,420,019,276.46	89.40%	-10.53%
	713,950,234.65	18.92%	405,330,132.68	10.60%	76.14%
	1,115,654,378.25	29.56%	1,268,549,302.81	33.16%	-12.05%
	792,992,374.28	21.01%	773,893,749.35	20.23%	2.47%
	492,089,068.02	13.04%	659,121,917.01	17.23%	-25.34%
	297,410,326.40	7.88%	319,308,051.44	8.35%	-6.86%

	138,219,297.30	3.66%	170,514,131.55	4.46%	-18.94%
	302,630,982.41	8.02%	312,387,826.67	8.17%	-3.12%
	411,319,252.24	10.90%	89,478,751.64	2.34%	359.68%
	223,630,152.93	5.93%	232,095,678.67	6.06%	-3.65%
	3,763,671,829.92	99.73%	3,811,298,932.50	99.63%	-1.25%
	10,274,001.91	0.27%	14,050,476.64	0.37%	-26.88%

2

10%

√ □

	3,059,995,597.18	2,492,494,313.52	18.55%	-10.53%	-6.04%	-3.89%
	713,950,234.65	411,320,374.30	42.39%	76.14%	119.83%	-11.45%
	1,115,654,378.25	438,702,660.57	60.68%	-12.05%	10.22%	-7.95%
	792,992,374.28	809,998,285.41	-2.14%	2.47%	9.85%	-6.86%
	492,089,068.02	470,899,415.49	4.31%	-25.34%	-13.77%	-12.84%
	297,410,326.40	307,992,100.29	-3.56%	-6.86%	-10.38%	4.06%
	138,219,297.30	141,536,819.73	-2.40%	-18.94%	-5.82%	-14.26%
	302,630,982.41	128,798,394.86	57.44%	-3.12%	-2.27%	-0.37%
	411,319,252.24	282,521,979.44	31.31%	359.68%	410.65%	-6.86%
	223,630,152.93	323,365,032.03	-44.60%	-3.65%	-32.24%	61.02%
	3,763,671,829.92	2,894,686,995.34	23.09%	-1.25%	2.32%	23.09%
	10,274,001.91	9,127,692.48	11.16%	-26.88%	-13.98%	11.16%

1

√ □

	302,630,982.41	128,798,394.86	57.44%	-3.12%	-2.27%	-0.37%
	411,319,252.24	282,521,979.44	31.31%	359.68%	410.65%	-6.86%

2018

10%

“ ” “

”

3

√ □

			2019	2018	
			796,498	781,610	1.90%
			888,385	864,875	2.72%
			16,535	11,036	49.82%
			23,930,099	20,823,400	14.92%
			24,528,606	21,209,826	15.65%

30%

√ □

1

2

3

4

√ □

2019 3

150

2019

3 29

2019-011

2019 1

5,210

2,438

2019 1 3

2019-001

5

		2019		2018		

		2,286,898,118.80	78.76%	2,384,977,894.88	83.98%	-4.11%
		205,596,194.72	7.08%	267,673,378.72	9.43%	-23.19%
		397,888,116.79	13.70%	163,743,581.78	5.77%	142.99%
		13,432,257.51	0.46%	23,367,995.72	0.82%	-42.52%

		2019		2018		
		750,329,264.93	25.84%	796,213,758.38	28.04%	-5.76%
		17,233,705.61	0.59%	18,548,986.42	0.65%	-7.09%
		767,562,970.53	26.43%	814,762,744.80	28.69%	-5.79%
		1,247,070,802.62	42.95%	1,261,993,508.45	44.44%	-1.18%
		33,826,898.28	1.16%	21,461,366.36	0.76%	57.62%
		1,280,897,700.90	44.11%	1,283,454,874.81	45.20%	-0.20%
		289,498,051.25	9.97%	326,770,628.05	11.51%	-11.41%
		18,494,049.04	0.64%	16,876,362.61	0.59%	9.59%
		307,992,100.29	10.61%	343,646,990.66	12.10%	-10.38%
		136,041,541.80	4.68%	210,786,663.33	7.42%	-35.46%
		397,888,116.79	13.70%	163,743,581.78	5.77%	142.99%
		13,432,257.51	0.46%	23,367,995.72	0.82%	-42.52%
		411,320,374.30	14.17%	187,111,577.50	6.59%	119.83%

6

√ □

“ ”

7

□ √

8

450,207,428.41

		11.93%
		0.00%

5

1		152,906,338.39	4.05%
2		84,460,046.09	2.24%
3		74,820,138.83	1.98%
4		70,964,997.64	1.88%
5		67,055,907.46	1.78%
	--	450,207,428.41	11.93%

√ □

5%

		1,389,966,596.79
		59.02%
		0.00%

5

1		537,814,919.86	22.84%
2		522,569,763.15	22.19%
3		132,416,187.78	5.62%
4		115,089,895.35	4.89%
5		82,075,830.65	3.49%
	--	1,389,966,596.79	59.02%

√ □

5%

3

	2019	2018		
	127,200,374.29	103,110,590.36	23.36%	
	248,483,063.02	244,600,359.59	1.59%	
	38,685,399.21	24,771,009.01	56.17%	
	37,704,950.26	24,482,297.10	54.01%	

4

√ □

2019

JH-8309 8239 3500 3450

JH-3032D

JH-340 360E

CASE

5

	2019	2018	
	3,529,092,356.83	3,750,232,656.98	-5.90%
	3,309,117,588.08	3,347,515,502.40	-1.15%
	219,974,768.75	402,717,154.58	-45.38%
	230,598,039.99	196,853,478.05	17.14%
	577,589,855.11	275,388,791.30	109.74%
	-346,991,815.12	-78,535,313.25	-341.83%
	1,177,150,935.12	818,045,618.41	43.90%
	1,127,570,446.73	986,084,446.93	14.35%
	49,580,488.39	-168,038,828.52	129.51%
	-76,495,709.59	156,983,712.84	-148.73%

√ □

□ √

√ □

	554,445.58	0.15%		
	2,876,476.40	0.80%		
	1,962,894.52	0.54%		

—



—

—

—

			5,000.00	25.00%			8							http://www.cninfo.com.cn
													2019-08	
												2019-11-04		
													2019-08	

1

√

2

√

√

10%

			14,563,800.00	450,905,512.94	229,897,509.46	393,277,201.40	82,916,825.41	70,519,246.54
			20,408,200.00	605,621,160.49	419,303,380.67	332,326,777.08	147,208,118.71	126,638,072.06

√

2,200

2019

11 6

2019-082

√

2020

3

2020

1 43.5 42.6 8

2

3

4

2019

5

1 “ + ”

2 “ ”

3

2020

20

--	--

1

√ □

2019 09 19			http://www.cninfo.com.cn 2019-001
			1
			0
			15
			0

□ √

3

1	2017	691,842,500	10	0.8
			55,347,400	
2	2018	690,000,000	10	1.5
			103,500,000	
3	2019	689,890,000	10	0.5
			34,494,500	

2019	34,494,500.00	306,662,510.41	11.25%	0.00	0.00%	34,494,500.00	11.25%
2018	103,500,000.00	503,305,415.48	20.56%	245,747,374.10	48.83%	349,247,374.10	69.39%
2017	55,347,400.00	255,541,980.85	21.66%	0.00	0.00%	55,347,400.00	21.66%

□ √

√ □

10		0
10		0.5
10		0
	689,890,000	
		34,494,500.00

				0.00
				34,494,500
				1,010,332,881.86
				100%
				2019
2019	689,890,000		10	0.5
34,494,500				


1

√ □

				2016 06 26		
				2016 06 26		

				2016 06 26		
				2016 06 26		

			2019	2017	2018				
			6,900.00	8,280.00	9,936.00				
					2017	2017	09	10	3
			2018	2019					
			5,184.00	3,600.00	4,320.00				
			200,000		3	2018	08	06	3
				75,000					
			1			2018	08	15	1
			1	50,000					
			2018	10	18	10	24		
			2019	10	24	2018	10	18	



3.73

30%

2018

2019

2018 10 29	29	30%	3.73
	30%		
2018 11 29	2018 2019	9,000	10,936
“	28 2	”	

□ √

“ ”

□ √

√ □

1

“ ” “ ”

2 2019 4 30 2019 ([2019]6 “2019
 ”) 2019 “ ” “ ” “ ”
 “ ” “ ” “ ” “ ” “ ”
 “ ” “ ” “ ” “ ” “ ”
 ” “ ” “ ” “ ” “ ”

2019 9 19 (2019) ([2019]16 “2019
) 2019 “ ” “ ” “ ”
 “ ” “ ” “ ” “ ” “ ”
 30 —
 2019

3 2019 1 1
 2019 1 1
 2019 6 10 2019 1 1

4 2019 1 1 2019 1 1
 2019 6 17 2019 1 1

√

√ 2019 “ ”

	120
	3
	3 2

√

√

10

√

√

√

□ √

√ □

1

2

3

4

√ □

1

2017 11 23 2019 11 22

2019 5 22

2019 10 25

2

2020 11 22

2019 10 23

www.cninfo.com.cn

2

2018

2019 10 21

343

715.60

5

11

2019 10 22

www.cninfo.com.cn

2018

2019 10

25

2018

1

□ √

2

□ √

3

√

4

√

5

√

1

1

√

2

√

3

√

2

√ □

1

	2018 05 28	20,000	2018 09 28	6,000				
	2019 02 19	1,000	2019 02 18	1,000		2		
	2019 08 03	2,000	2019 08 02	2,000		2		
B1		3,000		B2		9,000		
B3		3,000		B4		0		
A1+B1+C1		3,000		A2+B2+C2		9,000		

A3+B3+C3	3,000	A4+B4+C4	0
A4+B4+C4		0.00%	

2

√

3

1

√

2

√

4

√

1

2

3

SO2 NOX

TOC NH3-N PH SS BOD

√ □
1.2019 6 18 2019 6 18
2019 11 12 3
2019 11 13 2019 11 13
2.2019 8 3
2019 8 3 9 6 10 12
2019 11 6
2.2019 5 1
49% 2“
”

1

	19,658,231	2.85%				-6,240,683	-6,240,683	13,417,548	1.94%
3	19,658,231	2.85%				-6,240,683	-6,240,683	13,417,548	1.94%
	19,658,231	2.85%				-6,240,683	-6,240,683	13,417,548	1.94%
	670,341,769	97.15%				6,130,683	6,130,683	676,472,452	98.06%
1	670,341,769	97.15%				6,130,683	6,130,683	676,472,452	98.06%
	690,000,000	100.00%				-110,000	-110,000	689,890,000	100.00%

√

□

2019 10 21

2018

343

715.60

1.04%

5

11

690,000,000

689,890,000

2019 10 22

2018

2020 1 2

√

□

1

26

2018

2

2019

□

√

□

√

□

√

□

√

□ √

2

√ □

	18,000,000		7,266,000	10,734,000		12/24/36 24/36/48 40%/40%/20%
	150,000	300,000		450,000		
	56,250	168,750		225,000		
	37,500	150,000		187,500		
	112,500	30,000		142,500		
	49,219	22,500		71,719		
	40,781	15,000		55,781		
	0	22,500		22,500		
	0	22,500		22,500		
	0	40,000		40,000		

	0	22,500		22,500		
	0	22,500		22,500		
	0	90,000		90,000		
	0	150,000		150,000		
	0	225,000		225,000		
	344,531		86,133	258,398		
	412,500		94,200	318,300		
	375,000		55,650	319,350		
	79,950		19,950	60,000		
	19,658,231	1,281,250	7,521,933	13,417,548	--	--

1

□ √

2

√ □

2018

“

” 5

5

110,000

690,000,000

689,890,000

3

□ √

1

	40,595		53,302		8	0		8	0
5%		10							
		28.74%	198,300,000	0	0	198,300,000			198,300,000
		4.39%	30,290,008	30,290,008	0	30,290,008			
		1.25%	8,654,901	0	0	8,654,901			
		1.13%	7,797,668	0	0	7,797,668			
		1.09%	7,527,966	-18,641,671	0	7,527,966			
		1.07%	7,363,020	0	0	7,363,020			7,359,999
		1.03%	7,114,433	7,114,433	0	7,114,433			
		0.75%	5,167,235	4,750,635	0	5,167,235			
		0.72%	4,980,137	4,980,137	0	4,980,137			
		0.71%	4,891,800	4,891,800	0	4,891,800			
		10							
		10							

		198,300,000		198,300,000
#		30,290,008		30,290,008
		8,654,901		8,654,901
#		7,797,668		7,797,668
#		7,527,966		7,527,966
		7,363,020		7,363,020
#		7,114,433		7,114,433
		5,167,235		5,167,235
		4,980,137		4,980,137
#		4,891,800		4,891,800
10				
10	10	10		
10		30,290,008		
		7,797,668		
	4	7,527,966		7,099,433
		4,891,800		10

10

10

□ √

10

10

2

	/			
		2016 05 11	91360503MA35HPDF3L	

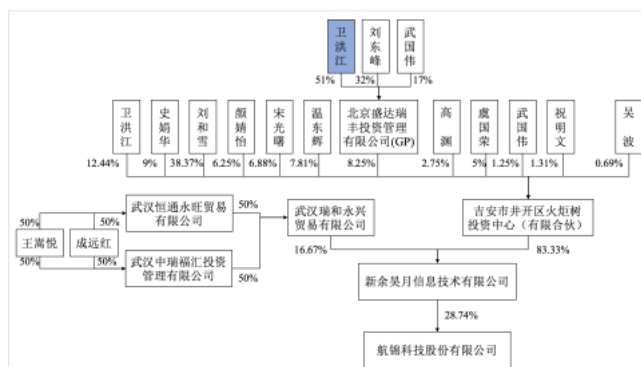
--	--

√

3

10			

√



实际控制人通过信托或其他资产管理方式控制公司

√

4 10%

√

5

√

□ √

□ √

				57	2016 01 22	2022 08 18	154,375				154,375
				48	2017 06 13	2022 08 18	1,000,000				1,000,000
				54	2016 01 22	2022 08 18	350,000				350,000
				52	2015 12 12	2022 08 18	215,625				215,625
				45	2017 11 27	2022 08 18	150,000				150,000
				37	2017 11 27	2022 08 18	600,000				600,000
				44	2017 11 27	2022 08 18	150,000				150,000
				46	2017 11 27	2022 08 18	150,000				150,000
				53	2018 03 27	2022 08 18	1,050,000				1,050,000
				51	2018 03 27	2022 08 18					
				64	2016 07 28	2019 06 25					
				51	2006 04 05	2019 08 20	100,000				100,000
	--	--	--	--	--	--	9,345,100	0	0		9,345,100

√ □

						2019 06 25					
						2019 08 18					

)

2013 7 -2017 6

2017 10 7 2018 7

10 2017 11 9 2017 11 20 2019 8 19

8 20

2016

2017 11 23 2017 11 27

2019 8 19 8 20

1991 8 2014 6 2014 7

2015 8 2015 11 2018 6

2018 7 25 2019 8 19

2018 7

2016 7 28 2019 8 19
 2010 , 2013 1 2013 12 ,
 2014 1 2016 11 25
 2019 8 19 2015 3 26
 2016 7 28 2019 8 19 2016 7 28
 2019 8 19 2007 2007
 2007 ()
 2016 1 2016 1
 1997 2016 2017 6 13
 1999 2001
 2017 11 27
 1997 1998
 2017 11 27
 1987 1987 7 —1999
 8 1999 8 —2001
 6 2001 6 —2010 1 2010 1 —2014
 1 2014 1 —2017 12
 2018 3 27
 1997 1997
 2017 11 27
 1989 1989 —1999
 1999 —2014 2017 11
 2018 3 27
 1990 PVC/VCM
 PVC
 2010 9 2012 6 2013 2 2015 3 2015 3 25 2016
 5 25 2017 4 2 2015 12

√ □

--	--	--	--	--	--

			2016 08 03		
--	--	--	---------------	--	--

√ □

			2017 07 31		
			2017 02 01		
			2018 04 01		
			2014 06 01		
			2014 06 01		

□ √

			50		201.9
			48		90.45
			52		151.3
			59		0
			62		0
			43		0
			52		0
			46		0
			56		0

			41		0	
			32		0	
			32		0	
			50		11.37	
			48		11.48	
			52		98.1	
			57		121.3	
			48		72.9	
			54		108.9	
			52		69.1	
			45		69.17	
			37		66.3	
			44		68.05	
			46		69.7	
			53		103.33	
			51		89.7	
			64			
			51		48.7	
	--	--	--	--	1,451.75	--

√ □

					/				/	
						2,000,000	800,000	0	6.2	1,200,000
						1,500,000	600,000	0	6.2	900,000
						1,500,000	600,000	0	6.2	900,000
						150,000	60,000	0	6.2	90,000
						100,000	40,000	0	6.2	60,000
						1,000,000	400,000	0	6.2	600,000
						200,000	80,000	0	6.2	120,000
						150,000	60,000	0	6.2	90,000

						150,000	60,000	0	6.2	90,000
						600,000	240,000	0	6.2	360,000
						150,000	60,000	0	6.2	90,000
						150,000	60,000	0	6.2	<u>90,000</u>

2

3

2020

2020

“ ”

4

□ √

“ ”

□ √

1

2

3

4

5

□ √

1

--	--	--	--	--	--

2019		30.09%	2019 03 06	2019 03 07	http://www.cninfo.com.cn 2019-009
2018		30.16%	2019 05 08	2019 05 09	http://www.cninfo.com.cn 2019-023
2019		28.83%	2019 06 25	2019 06 26	http://www.cninfo.com.cn 2019-040
2019		29.13%	2019 08 19	2019 08 20	http://www.cninfo.com.cn 2019-055
2019		28.93%	2019 11 06	2019 11 07	http://www.cninfo.com.cn 2019-083

2

□ √

1

	9	0	9	0	0		5
	9	0	9	0	0		5
	6	0	6	0	0		3
	3	0	0	0	3		

2

√

3

√

1

2019

2

3

4

√

1

	2019	
	① \geq \geq 5% \geq 1% ② \leq 3% $<$ 5% $0.5\% \leq$ ③ $<$ 1% $<$ 3% $<$ 0.5%	① \geq \geq 5% \geq 1% ② \leq 3% $<$ 5% $0.5\% \leq$ $<$ 1% ③ $<$ 3% $<$ 0.5%
		0
		0

	2020 04 03
	[2020]0995

(7)

(8)

()

1.

()

()

2019

37.31

30.17

7.14

()

,

2.

(1)

(2)

(3)

(4)

(5)

(6)

()

1.

() ()

() ()

2019 12 31

433,427,424.15

48,593,430.16

483,043,937.65

29,550,365.03

2.

(1)

(2)

(3)

(4)

(5)

(6)

()

1.

() () ()

()

)

2019

2019 12 31

1,062.40

45,045,760.00 2019

20,141,256.30

2.

(1)

(2)

(3)

(4)

2019

()

2019

()

()

()

()

()

()

()

()

()

1

2019 12 31

	2019 12 31	2018 12 31

	914,507,596.96	883,998,524.93
	66,567,300.00	111,600,000.00
	133,474,704.29	120,065,315.46
	1,011,145,299.89	839,852,001.83
	2,682,450,301.14	2,422,315,842.22
	72,469,163.63	42,815,339.90
	2,754,919,464.77	2,465,131,182.12
	4,450,087,379.82	4,221,620,841.24

2

	2019 12 31	2018 12 31
	188,068,877.13	186,998,689.21
	228,878,161.47	34,479,018.20
	30,316,296.43	27,199,836.05
	16,832,686.02	
	15,031,749.42	26,259,908.15
	62,235,697.29	112,896,289.25
	153,575,175.85	151,199,577.85

			2,000,000.00
		694,938,643.61	541,033,318.71
		1,577,877,658.92	1,571,558,332.28
		50,000,000.00	
		1,080,066,301.60	1,147,781,533.38
		69,409,986.45	53,317,280.84

	54,805,025.40	37,983,429.41
	39,495,365.00	54,973,922.00
	11,676,369.00	49,587,462.95
	240,461,119.04	505,169,871.71
		835,818.00
	1,362,811,763.60	1,307,013,496.76
	10,176,896.73	11,618,535.77
		2,765,206.28
	10,176,896.73	14,383,742.05
	1,372,988,660.33	1,321,397,238.81
	689,890,000.00	690,000,000.00
	1,200,206,205.48	1,180,620,449.18
	66,567,300.00	111,600,000.00

	133,375,704.38	119,966,315.55
	671,512,587.67	653,149,458.21
	2,628,417,197.53	2,532,136,222.94

“_”		
“ ”		
“ ”		
“_”	-7,465,925.71	
“_”	-4,418,118.31	-18,316,602.31
“_”	-6,869,718.46	-589,530.54

3.		
4.		
5.		
6.		
7.		
8.		
9.		
		\$8 12325 769.42

“_”		
“ ”		
“ ”		
“_”	-548,763.72	
“_”	-1,597,739.64	-8,875,922.89
“_”	-6,706,485.42	-831,958.38
“ ”	158,716,965.09	459,159,350.15
	971,272.59	455,916.77
	1,632,260.38	217,939.22
“ ”	158,055,977.30	459,397,327.70
	13,779,633.58	73,384,514.01
“ ”	144,276,343.72	386,012,813.69
“ ”	144,276,343.72	386,012,813.69
1.		
2.		

5.		
6.		
7.		
8.		
9.		
	144,276,343.72	386,012,813.69

5

	2019	2018
	3,470,114,435.69	3,728,864,857.10
	18,789,085.83	7,603,339.71
	40,188,835.31	13,764,460.17
	3,529,092,356.83	3,750,232,656.98
	2,396,809,077.09	2,218,845,142.40

	458,248,065.85	471,439,625.51
	295,550,286.67	449,446,610.95
	158,510,158.47	207,784,123.54
	3,309,117,588.08	3,347,515,502.40
	219,974,768.75	402,717,154.58
	554,445.58	3,395,355.46
	4,243,594.41	6,719,414.05
		13,738,708.54
	225,800,000.00	173,000,000.00
	230,598,039.99	196,853,478.05
	96,801,917.65	73,275,697.59
	264,887,937.46	111,113,093.71
	215,900,000.00	91,000,000.00
	577,589,855.11	275,388,791.30
	-346,991,815.12	-78,535,313.25

	42,099,540.00	515,738,374.10
	1,127,570,446.73	986,084,446.93
	49,580,488.39	-168,038,828.52
	940,848.39	840,700.03
	-76,495,709.59	156,983,712.84
	254,511,820.26	97,528,107.42
	178,016,110.67	254,511,820.26

6

	2019	2018
	2,896,229,818.60	3,333,708,808.65
	9,283,096.09	15,392,297.65
	2,905,512,914.69	3,349,101,106.30
	1,903,675,733.12	2,039,150,871.45
	368,719,630.82	400,491,294.85
	204,760,785.96	369,094,921.27
	105,022,987.67	139,345,908.53
	2,582,179,137.57	2,948,082,996.10
	323,333,777.12	401,018,110.20
		3,200,000.00
	4,035,030.17	6,439,541.09
		15,000,000.00
	117,000,000.00	164,000,000.00

	121,035,030.17	188,639,541.09
	83,877,548.08	56,068,950.70
	265,570,000.00	345,393,400.00
	67,500,000.00	152,000,000.00
	416,947,548.08	553,462,350.70
	-295,912,517.91	-364,822,809.61
		111,600,000.00
	865,950,000.00	650,000,000.00
	19,494,856.25	
	885,444,856.25	761,600,000.00
	877,000,000.00	370,000,000.00
	137,875,693.32	71,503,393.45
	665,500.00	245,738,374.10
	1,015,541,193.32	687,241,767.55
	-130,096,337.07	74,358,232.45
	47,844.36	13,099.64
	-102,627,233.50	110,566,632.68
	159,661,886.46	49,095,253.78
	57,034,652.96	159,661,886.46

7

	2019												

	690,000.00			883,998,524.93	111,600,000.00			120,065,315.46		839,852,001.83		2,422,315,842.22	42,815,339.90	2,465,131,182.12
								-1,018,245.54		-18,620,207.90		-19,638,453.44	-402,944.47	-20,041,397.91
	690,000.00			883,998,524.93	111,600,000.00			119,047,069.92		821,231,793.93		2,402,677,388.78	42,412,395.43	2,445,089,784.21
“ ”	-110,000.00			30,509,072.03	-45,032,700.00			14,427,634.37		189,913,505.96		279,772,912.36	30,056,768.20	309,829,680.56
										306,662,510.41		306,662,510.41	5,709,892.55	312,372,402.96
	-110,000.00			19,585,756.30	-45,032,700.00							64,508,456.30	700.00	64,509,156.30
1	-110,000.00			-555,500.00	-665,500.00								700.00	700.00
2														
3				20,141,256.30								20,141,256.30		20,141,256.30
4					-44,367,200.00							-44,367,200.00		44,367,200.00

1								14,427,634.37		-14,427,634.37				
2														
3										-102,321,370.08		-102,321,370.08		-102,321,370.08
4														
1														
2														
3														
4														
5														
6														
1								7,564,481.39						7,564,481.39
2								7,564,481.39						7,564,481.39
					10,923,315.73							10,923,315.73	24,346,175.65	35,269,491.38
	689,890.00			914,507,596.96	66,567,300.00			133,474,704.29		1,011,145,299.89		2,682,450,301.14	72,469,163.63	2,754,919,464.77

	2018													
	691,842,500.00			1,293,068,953.25				81,464,034.09		430,495,267.72		2,496,870,755.06	108,618,855.87	2,605,489,610.93
	691,842,500.00			1,293,068,953.25				81,464,034.09		430,495,267.72		2,496,870,755.06	108,618,855.87	2,605,489,610.93
“ ”	-1,842,500.00			-409,070,428.32	111,600,000.00			38,601,281.37		409,356,734.11		-74,554,912.84	-65,803,515.97	-140,358,428.81
										503,305,415.48		503,305,415.48	13,716,643.88	517,022,059.36
	-1,842,500.00			-115,590,588.17	111,600,000.00							-229,033,088.17		-229,033,088.17
1				-132,295,874.10								-132,295,874.10		-132,295,874.10
2														

3					16,705	111,60							-94,89		-94,894
					,285.9	0,000.							4,714.		,714.07
					3	00							07		
4	-1,84												-1,842,		-1,842,
	2,500												500.00		500.00
	.00														
								38,601		-93,94			-55,34		-55,347
								,281.3		8,681.			7,400.		,400.00
								7		37			00		
1								38,601		-38,60					
								,281.3		1,281.					
								7		37					
2															
3															
3										-55,34			-55,34		-55,347
										7,400.			7,400.		,400.00
										00			00		
4															
1															
2															
3															
4															
5															
6															
1								8,738,							8,738,4
								476.08							76.08

2	8,738, 476.08	8,738,4 76.08
---	------------------	------------------

2												
3					20,141,256.30							20,141,256.30
4						-44,367,200.00						44,367,200.00
									14,427,634.37	-116,749,004.45		-102,321,370.08
1									14,427,634.37	-14,427,634.37		
2										-102,321,370.08		-102,321,370.08
3												
1												
2												
3												
4												
5												
6												
1								7,564,481.39				7,564,481.39
2								7,564,481.39				7,564,481.39

	689,890,000.00				1,200,206,205.48	66,567,300.00			133,375,704.38	671,512,587.67		2,628,417,197.53

	2018											
	691,842,500.00				1,296,211,037.35				81,365,034.18	361,085,325.89		2,430,503,897.42
	691,842,500.00				1,296,211,037.35				81,365,034.18	361,085,325.89		2,430,503,897.42
“ ”	-1,842,500.00				-115,590,588.17	111,600,000.00			38,601,281.37	292,064,132.32		101,632,325.52
										386,012,813.69		386,012,813.69
	-1,842,500.00				-115,590,588.17	111,600,000.00						-229,033,088.17
1					-132,295,874.10							-132,295,874.10
2												
3					16,705,285.93	111,600,000.00						-94,894,714.07

4	-1,842,500.00												-1,842,500.00
									38,601,281.37	-93,948,681.37			-55,347,400.00
1									38,601,281.37	-38,601,281.37			
2										-55,347,400.00			-55,347,400.00
3													
1													

16	(1997)80	(1997)426	(1997)427	2100001049099	8,100.00	1997 9
8 27	900.00	6.31 /	10	1998 4 20	1	1997
	34,000.00		69,000.00	69,000.00	25,000.00	25,000.00
	73.53%	9,000.00		26.47%		
2006 3 3				21,760.00	64.00%	
	207,046,969.00	60.90%		12,240.00	36.00%	
2007 3 19					10,553,031.00	
	34,000.00			207,046,969.00	60.90%	
	207,046,969.00	60.90%		132,953,031.00	39.10%	
2008	6,120,000.00	2008 12 31	34,000.00			
	190,046,969.00	55.90%	190,046,969.00	55.90%		
	149,953,031.00	44.10%	13,940,000.00	4.10%		
2009	13,860,000.00	2009 12 31	34,000.00			
	190,046,969.00	55.90%	190,046,969.00	55.90%		
	149,953,031.00	44.10%	80,000.00	0.02%		
2010 3 19		() (2010)	00001		
2010 3 19			2010 6 4			
2010 7 30			2.33		190,126,969.00	
2010 10						
2011 1 25	34,000.00		10 10	10 10		
68,000.00			“	”		
266,177,757.00	39.14%					
2015 11 13						
66,000,000.00	(9.71%)				
	200,177,757.00			29.44%,		
66,000,000.00				200,177,757.00		
39.14%						
2016 7 6			198,300,000.00			
	68,000.00				198,300,000.00	
	29.16%	66,000,000				
1,877,757	9.98%					
2016 7 6			158		1,059.25	
			220.00		2016 8 17	2017
7 7	2016 12 31			1,123.11	2017 1 1	2017 7 7
	611,410.00					

2018 4							
2018 5 15 7 28			19,842,500.00			2.87%	
1,842,500.00		1,842,500.00	2018 8 20			27	
	2018			2018 8 21			
384	18,000,000.00			18,000,000.00			
2018				171,469.00			
243,750.00							
2019 10 21		2018					
				343			
	715.60		1.04%				
2019 10 21					5		11.00
		2019 12 26					
	[2019]5166						
2019 12 31		68,989.00		1		1,341.75	
1.94%		67,647.25		98.06%		19,830.00	
28.74%							
		[] []				[]	1,2-
		[5%]		[]	1,4-		
D2	GB2 2 GC2						D1
							“
”							
		();				(
) (2001-251)			
		()					

2

12

1

2

1 1 12 31

3

12

4

5

1

()

()

2

12

12

28 —

12

“ ”

(1)

(2)

(3)

(4)

“ ”

“ ”

3

6

1

()

2

3

4

()

2 —

22 —

“ ” “ ”

5

“ ”

“ ”()

()

7

“

”

1

2

3

4

5

()

8 ——

8

3)

(

9

1

()

2

(1)

(2)

() (3)

10

1

(1)

“ ”

(2)

1)

①

②

①

②

③

(

)

①

②

2)

①

②

(

)

(

)

3)

1) 2)

(3)

1)

(

)

2)

3)

1) 2) ①

②

4)

1) 2) 3)

(4)

()

(

)

2

()

(1)

(2)

(3)

(1)

(2)

(1)

(2)

3

()

()

()

()

()

(

)

4

“ ”

5

14 ——

14 ——

12

12

12 (12)

6

11

“ ”

12

“ ”

13

“ ”

14

“ ”

15

1

2

(1)

(2)

(3)

(4)

3

4

5

(1)

(2)

6

16

17

18

1

()

(1)

(2)

2

42 —— (42)

42

42

42

3

(1)

(2)

19

“ ”

20

“ ”

21

” 14 —— “ ” “

22

1

2

(1)

“ ” “ ” “ ”

(2)

“ ” “ ” “ ” “ ”

(3)

37 —

22 —

3

(1)

(2)

23

24

1

(1)

(2)

(1)

(2)

2

		10-40	3.00-5.00	2.38-9.70
		2-25	3.00-5.00	3.80-48.50
		5-15	3.00-5.00	6.33-19.40
		2-10	3.00-5.00	9.50-48.50

(1)

(2)

(3)

3

(1)

(2)

(3)

(4)

(5)

3 () 4 (1)
(2) ,
(3) (4)

25

1

2

26

1

2

(1)

1)

2)

3)

(2)

3

(3)

3

) (

()

27

28

29

30

1

1

2

(1)

(2)

(3)

(4)

(5)

(6)

(7)

:

		()
		3-5
		35-65

2

(3) (1) (2)
(4)
(5)

31

1
2
3
4
5
6
() ()
7

“ ”

32

33

34

1

“ ” “ ”

2

3

()

()

4

“ ”

35

36

	1	2
3		
	()	()

37

1	()
2	(2)
(1)	
3	
4	
(1)	
(2)	
(3)	

)

(

5

(1)

()

(2)

38

39

□ √

1
(1)

1)

2)

3)

4)

5)

(2)

(

)

(3)

(4)

1)

2)

3)

4)

5)

2

,

FOB

40

1

(1)

(2)

(3)

1)

2)

2

(1)

()

(2)

(3)

(4)

()

3

(1)

(2)

(1)

(2)

(3)

41

/

1

(1)

(2)

(1)

(2)

(1)

(2)

) (

2

42

1

(1)

(2)

2

43

1

21 —

2

3

4

()

5

6

7

8

“ ”

44

1

√ □

<p>2017 3 31 22 -- (2017) ([2017]7) 23 -- (2017) ([2017]8) 24 -- (2017) ([2017]9) 2017 5 2 37 -- (2017) ([2017]14) (" ") 2019 1 1</p>		[1]
<p>2019 4 30 2019 ([2019]6 2019 9 19 (2019) ([2019]16</p>		[2]
<p>2019 5 9 < 7 -- > ([2019]8 " ") 2019 6 10</p>		[3]
<p>2019 5 16 < 12 -- > ([2019]9 " ") 2019 6 17</p>		[4]

[1]

“ ” “ ”

	529,804,566.62	529,804,566.62	
	881,256,997.22	881,256,997.22	
	36,480,392.63	36,480,392.63	
	24,077,532.10	27,835,516.46	3,757,984.36
	19,208,302.00	19,208,302.00	
	2,871,433,058.73	2,875,191,043.09	3,757,984.36
	4,221,620,841.24	4,421,410,459.14	199,789,617.90
	497,365,618.41	504,206,262.99	6,840,644.58
	50,871,396.87	50,871,396.87	
	452,734,248.64	666,579,607.85	213,845,359.21
	52,938,298.93	53,043,658.93	105,360.00
	67,927,140.34	67,927,140.34	
	84,114,200.34	84,114,200.34	
	526,085,789.31	525,125,441.33	-960,347.98
	908,244.66		-908,244.66

	1,732,036,692.84	1,951,867,708.65	219,831,015.81
	19,529,261.10	19,529,261.10	
	4,923,705.18	4,923,705.18	
	24,452,966.28	24,452,966.28	
	1,756,489,659.12	1,976,320,674.93	219,831,015.81
	690,000,000.00	690,000,000.00	
	883,998,524.93	883,998,524.93	
	111,600,000.00	111,600,000.00	
	120,065,315.46	119,047,069.92	-1,018,245.54
	839,852,001.83	821,231,793.93	-18,620,207.90
	2,422,315,842.22	2,402,677,388.78	-19,638,453.44
	42,815,339.90	42,412,395.43	-402,944.47

	2,465,131,182.12	2,445,089,784.21	-20,041,397.91
	4,221,620,841.24	4,421,410,459.14	199,789,617.90

	2018 12 31	2019 01 01	
	186,998,689.21	186,998,689.21	
		2,000,000.00	2,000,000.00

	1,307,013,496.76	1,515,213,160.13	208,199,663.37
	11,618,535.77	11,618,535.77	
	2,765,206.28	2,765,206.28	
	14,383,742.05	14,383,742.05	
	1,321,397,238.81	1,529,596,902.18	208,199,663.37
	690,000,000.00	690,000,000.00	
	1,180,620,449.18	1,180,620,449.18	
	111,600,000.00	111,600,000.00	
	119,966,315.55	118,948,070.01	-1,018,245.54
	653,149,458.21	643,985,248.40	-9,164,209.81
	2,532,136,222.94	2,521,953,767.59	-10,182,455.35
	3,853,533,461.75	4,051,550,669.77	198,017,208.02

(1)

	(281,848,623.01	281,848,623.01

)			
	(645,690,854.96		836,982,146.13
)		(13,212,804.09
		-)	14,000,000.00
-		14,000,000.00		
		497,365,618.41		504,206,262.99
		960,347.98		-

(2)

	(2018 12 31)			(2019 1 1)
CAS22	281,848,623.01			281,848,623.01
CAS22				
CAS22	645,690,854.96	-	-	-
	-	228,303,477.53	-	-
	-	-	-	-
(CAS22)	-	13,212,804.09	-	-
	-	-	23,799,382.27	-
CAS22	-	-	-	836,982,146.13
	927,539,477.97	215,090,673.44	-23,799,382.27	1,118,830,769.14

CAS22	-	14,000,000.00	-	14,000,000.00
CAS22				

4 2019

□ √

45

()

()

()

()

1

(1)

- (2)
- (3)
- 2

1

		3% 5% 6% 10% 11% 13% 16% " " 5%-17%
		7% 5%
		25% 15% 16.5% 20%
	30% 1.2% 20% 12%	1.2% 12%
		3%
		2%

	15%
	15%
()	15%
	16.50%
	15%
	10%
	25%

2

1.

([2014]28)

2.

(1) 2018 10

GR201821000401

15%

2018

2021

(2)

2016 32)

2016

195

2017 12 1

GR201743001210

2009 203

15%

(3)

2017 10

GR201744202231

15%

2017 2019

(4)

2016 32)

2016

195

2019 9 5

2019

765

GR2019-43000538

2009 203

15%

(5)

100

25%

20%

100

300

50%

20%

3.

(1)

<

>

[2018]2458

2018 4 9

2018 3 29

2019

204,277.50

(2)

<

>

89

140

334 769.00

,

5,021,535.00

418,461.25

4.

[2008]62

2018 6 28

26,998,995.25

226,791.59

2018 7 1

2019 6 30

2019

21

“ ”

29 ,

225,785.51

2019 7 1

2020 6 30

18,815.46

3

1

	39,006.85	35,344.01
	177,977,103.82	254,476,476.25
	131,034,224.17	27,336,802.75
	309,050,334.84	281,848,623.01
	411,986.19	

1 131,034,224.17

2 “ ”

2

	500,000.00	14,000,000.00
	500,000.00	14,000,000.00
	500,000.00	14,000,000.00

	S
	2018 5 22
	50 10

	9 00-15 30
	/
	1 2

3

--	--	--

4

1

	256,756,445.97	271,565,303.32
	226,287,491.68	159,244,790.75
	-29,550,365.03	-26,224,950.61
	453,493,572.62	404,585,143.46

	483,043,937.65	100.00%	29,550,365.03	6.12%	453,493,572.62	430,810,094.07	100.00%	26,224,950.61	6.09%	404,585,143.46
	483,043,937.65	100.00%	29,550,365.03	6.12%	453,493,572.62	430,810,094.07	100.00%	26,224,950.61	6.09%	404,585,143.46

	256,756,445.97	12,849,099.08	5.00%
	226,287,491.68	16,701,265.95	7.38%
	483,043,937.65	29,550,365.03	--

□ √

2

	26,224,950.61	3,317,564.42			7,850.00	29,550,365.03
	26,224,950.61	3,317,564.42			7,850.00	29,550,365.03

□ √

3

	3,320,000.00
	3,320,000.00

4

		236,257,656.79
		114,474,326.95
		350,731,983.74

	433,427, 424.15	100.00%	48,593.4 30.16	11.21%	384,833.9 93.99	457,699.1 83.44	100.00%	44,438.18 4.00	9.71%	413,260.99 9.44
--	--------------------	---------	-------------------	--------	--------------------	--------------------	---------	-------------------	-------	--------------------

	17,631,183.32		17,631,183.32	100.00%
	1,962,059.73		1,962,059.73	100.00%
	1,426,883.20		1,426,883.20	100.00%
	614,429.07		614,429.07	100.00%
	88,944.51		88,944.51	100.00%
	88,263.53		88,263.53	100.00%
	34,474.78		34,474.78	100.00%
	5,295.50		5,295.50	100.00%
	303,646.80		303,646.80	100.00%
	83,729.24		83,729.24	100.00%
	80,611.47		80,611.47	100.00%
	64,156.65		64,156.65	100.00%
	39,672.00		39,672.00	100.00%
	11,730.20		11,730.20	100.00%
	22,435,080.00		22,435,080.00	--

1	351,989,253.22	17,599,462.66	5.00%
1-2	34,108,807.93	3,410,880.80	10.00%
2-3	15,328,215.56	2,299,232.33	15.00%
3-4	2,480,551.82	496,110.36	20.00%
4-5	5,950,469.00	1,785,140.70	30.00%
5	1,135,046.62	567,523.31	50.00%
	410,992,344.15	26,158,350.16	--

□ √

1	1	353,269,253.22
1	2	34,905,174.68
2	3	16,944,853.69
3		28,308,142.56
3	4	3,907,435.02
4	5	11,887,074.48
5		12,513,633.06
		433,427,424.15

2

6

	18,632,726.02	13,212,804.09
	18,632,726.02	13,212,804.09

√ □

	13,212,804.09	5,419,921.93	-	18,632,726.02

	13,212,804.09	18,632,726.02	-	-

□ √

	165,717,924.36	-

7

1

1	27,166,115.77	96.82%	37,658,031.36	97.46%
1 2	633,251.26	2.26%	274,321.93	0.71%
2 3	10,581.93	0.04%	375,818.93	0.97%
3	248,395.94	0.89%	332,529.68	0.86%
	28,058,344.90	--	38,640,701.90	--

1

2

			(%)
	6,626,606.94		23.62
CEAC INTERNATIONAL LIMITED	2,578,000.00		9.19
	2,501,512.42		8.92
	1,904,979.81		6.79
()	1,682,400.00		6.00
	15,293,499.17		54.52

1

8

	15,023,006.04	19,136,003.23
	15,023,006.04	19,136,003.23

1

1

--	--	--

2

--	--	--	--	--

3

□ √

2

1

()		
-----	--	--

2

1

()				
-----	--	--	--	--

3

□ √

3

1

	6,020,271.01	9,126,470.07
	4,804,706.35	4,798,206.35
	892,155.57	589,559.18
	3,822,304.23	3,186,835.02

2019 1 1	—	—	—	—
--		400,000.00		400,000.00
	-171,422.44	80,889.68	400,000.00	309,467.24
	764.15		400,000.00	400,764.15
2019 12 31	831,050.26	514,535.03	6,811,148.35	8,156,733.64

□ √

1 1	10,736,434.89
1 2	2,942,285.07
2 3	1,968,064.71
3	7,532,955.01
3 4	379,926.66
4 5	138,000.00
5	7,015,028.35
	23,179,739.68

3

	6,011,148.35	800,000.00				6,811,148.35
	1,835,353.90	-490,532.76			764.15	1,345,585.29
	7,846,502.25	309,467.24			764.15	8,156,733.64

--	--	--

4

--	--

--	--	--	--	--	--

5

		4,798,206.35		20.70%	4,798,206.35
		1,341,906.94		5.79%	67,095.35
		1,235,000.00	2-3 1,165,000.00 3-4 70,000.00	5.33%	188,750.00
		1,010,000.00	1 220,123.7 1-2 392,682 2-3 228,139.44 3-4 169,054.86	4.36%	118,306.27
		806,000.00		3.48%	40,300.00
	--	9,191,113.29	--	39.65%	5,212,657.97

6

--	--	--	--	--

7

8

			(%)
	6,811,148.35	6,811,148.35	100.00
	16,368,591.33	1,345,585.29	8.22
	23,179,739.68	8,156,733.64	35.19

			(%)
1	10,736,434.89	536,821.75	5.00
1-2	2,942,285.07	294,228.51	10.00
2-3	1,968,064.71	295,209.70	15.00
3-4	379,926.66	75,985.33	20.00
4-5	138,000.00	41,400.00	30.00
5	203,880.00	101,940.00	50.00
	16,368,591.33	1,345,585.29	8.22

9

□ √

1





3,867,203.99

164,825.95

11

--	--	--	--	--	--	--	--

12

--	--	--

/

13

□ √

	34,590,968.48	35,104,173.66
	3,094,561.07	2,610,378.82
	37,685,529.55	37,714,552.48

14

	12	()	()	
2019 1 1	—	—	—	—

□ √

15

--	--	--	--	--

19

--	--	--

20**1** $\sqrt{\quad}$

1

1.	1,208,657,830.34	2,613,423,303.59	111,777,289.25	118,064,632.51	4,051,923,055.69
2.					
1	104,152.43	20,276,650.72	3,161,447.95	2,180,919.99	25,723,171.09
2	5,272,272.34	69,856,069.11		1,516,288.13	76,644,629.58
3	2,284,233.33	116,906.23		54,179.33	2,455,318.89
1	26,224,596.61	91,096,742.46	8,581,681.11	3,040,661.53	128,943,681.71

1	3,102,618.29	7,931,400.67	376,754.58	146,978.65	11,557,752.19
4.	18,496,839.79	39,568,293.62	2,175,029.79	382,483.24	60,622,646.44
1.	485,268,155.57	699,263,017.75	36,974,931.13	22,165,573.95	1,243,671,678.40
2.	540,472,553.51	718,981,219.11	40,335,492.46	23,789,809.56	1,323,579,074.64

2

	12,638,179.17	4,979,629.08	7,181,320.97	477,229.12	
	66,361,646.63	39,209,583.23	24,580,074.77	2,571,988.63	
	35,465.00	20,816.25	13,230.15	1,418.60	
	79,035,290.80	44,210,028.56	31,774,625.89	3,050,636.35	

3

--	--	--	--	--

4

--	--

5

	55,684,767.04	

6

--	--	--

(1) 1,759,586,064.34

(2)

(3)

(4)

(5)

	83,755,783.76	55,684,767.04		

(6)

“ ”

22

	75,691,255.88	57,026,193.52
	75,691,255.88	57,026,193.52

1

4#5#				17,781,612.80		17,781,612.80
1500m3/h	37,176,238.98		37,176,238.98	12,425,248.35		12,425,248.35
				4,695,948.06		4,695,948.06
				3,576,054.55		3,576,054.55
				3,488,095.66		3,488,095.66
				3,122,738.98		3,122,738.98

	2,621,070.06	2,621,070.06		2,621,070.06	2,621,070.06	
	1,483,276.40		1,483,276.40			
	2,767,312.86		2,767,312.86			
	1,387,184.58		1,387,184.58			
	3,686,453.00		3,686,453.00			
"	6,187,594.39		6,187,594.39			
"						
200	1,005,721.24		1,005,721.24			
	2,766,836.75		2,766,836.75			
	19,230,637.68		19,230,637.68	11,936,495.12		11,936,495.12
	78,312,325.94	2,621,070.06	75,691,255.88	59,647,263.58	2,621,070.06	57,026,193.52

2

--	--	--	--	--	--	--	--	--	--	--	--	--	--

4#5#

32,973,0 13,014,2
00.00 91.36

	15,500,000.00		3,686,453.00			3,686,453.00	24.00%	24				
"	8,000,000.00		6,187,594.39			6,187,594.39	77.00%	77				
	2,970,250.00	4,695,948.06		4,695,948.06			158.00%	100				
	2,974,331.00	3,488,095.66		3,488,095.66			117.00%	100				
	2,883,200.00	3,577,209.27		3,577,209.27			124.00%	100				
	140,600,781.00	25,200,792.70	68,168,609.61	43,551,803.08		49,817,599.23	--	--				--

3

										2012		
										2,621,070.06		
										2,621,070.06		--

4

23

1

□ √

2

□ √

24

□ √

25

--	--	--

26

1

1.	691,963,671.11	46,704,546.66		1,765,499.82	740,433,717.59
2.					
1				160,353.92	160,353.92
2					

3					
3.					
1					
4.	691,963,671.11	46,704,546.66		1,925,853.74	740,594,071.51
1.	163,334,451.67	46,704,546.66		590,152.64	210,629,150.97
2.					
1	15,242,975.48			310,372.48	15,553,347.96
3.					
1					
4.	178,577,427.15	46,704,546.66		900,525.12	226,182,498.93
1.					
2.					
1					
3.					
1					
4.					

2

--	--	--

1

2

“ ”

27

28

1

	504,305,534.66					504,305,534.66
	357,821,913.26					357,821,913.26
	19,129,549.30					19,129,549.30
		1,661,779.97				1,661,779.97
	881,256,997.22	1,661,779.97				882,918,777.19

2

	34,493,124.56	55,130,740.49	2,407,923.55	2,196,905.63

(1)

①	504,305,534.66	357,821,913.26	19,129,549.30	1,661,779.97
②	-	-	-	-
③	504,305,534.66	357,821,913.26	19,129,549.30	1,661,779.97
①-②				
④	216,130,943.43	-	-	1,596,612.13
	720,436,478.09	357,821,913.26	19,129,549.30	3,258,392.10
⑤=④+③				
⑥	720,436,478.09	357,821,913.26	19,129,549.30	3,258,392.10

⑦	34,493,124.56	55,130,740.49	2,407,923.55	2,196,905.63
⑧=⑥+⑦	754,929,602.65	412,952,653.75	21,537,472.85	5,455,297.73
⑨	862,345,582.70	416,432,094.40	29,655,581.76	48,490,000.00
⑩ 0	-	-	-	-
⑩=⑧-⑨	-	-	-	-

(2)

()

2020 4 2

(2020)0321

2020 4 2

(2020)0368

()

2020 4 2

(2020)0361

1)

①

②

③

④

⑤

2)

	2020 -2024	[1]	-	13.40%
	2020 -2024	[2]	-	13.50%
	2020 -2024	[3]	-	15.50%
	2020 -2024	[4]	-	14.53%

[1]

2020
 2020 -6.22% 2021 2024
 9.04% 6.22% 5.15% 5.06% 2025

[2]

SMT

2020

, 2020 2024
 3.14% 3.16% 3.18% 3.19% 2.49% 2025

[3]

2020
 2020 3.44% 2021 2024
 5.00% 4.00% 3.00% 3.00% 2025

[4]

2020

2020 2024
 -5.14% 20.00% 20.00% 20.00% 10.19%

\	2017	2018	2019
	69,000,000.00	90,000,000.00	109,360,000.00
	69,108,955.58	90,177,045.97	115,273,811.24
	36,000,000.00	43,200,000.00	51,840,000.00
	37,017,259.89	43,383,910.98	59,584,195.23

29

	14,931,414.28	6,218,030.54	4,208,876.84		16,940,567.98
-	8,830,439.57	4,581,489.74	5,282,346.67		8,129,582.64
	4,501,955.60		1,658,121.00		2,843,834.60
12	4,043,451.83	1,378,838.86	1,388,042.98		4,034,247.71
	1,736,497.15	4,580,522.39	837,197.42		5,479,822.12
	1,701,261.82		587,476.04		1,113,785.78
	408,313.66		408,313.66		
	253,161.14		122,334.53		130,826.61
	73,897.58		40,307.76		33,589.82
		134,923.18	134,923.18		
		113,396.99	113,396.99		
	36,480,392.63	17,007,201.70	14,781,337.07		38,706,257.26

30

/

1

	494,525.24	74,178.79		
	56,569,747.04	9,737,523.14	56,129,798.85	9,701,307.97
	14,593,978.47	3,300,395.06	22,871,495.67	4,917,953.14
	55,390,282.31	8,308,542.35	69,642,970.87	10,697,472.69
	1,198,587.72	299,646.93	10,075,130.64	2,518,782.66
	4,477,777.78	671,666.67		
	132,724,898.56	22,391,952.94	158,719,396.03	27,835,516.46

2

	12,588,807.35	1,873,501.96	14,439,389.81	2,158,498.90
			18,434,708.53	2,765,206.28
	12,588,807.35	1,873,501.96	32,874,098.34	4,923,705.18

3

		22,391,952.94		27,835,516.46
		1,873,501.96		4,923,705.18

4

		29,730,781.79	22,390,545.56
		43,959,248.58	27,755,777.31
		73,690,030.37	50,146,322.87

5

2021	3,588,537.30	3,588,537.30	-
2022	12,541,453.32	12,541,453.32	-
2023	11,625,786.69	11,625,786.69	-
2024	16,203,471.27		-
	43,959,248.58	27,755,777.31	--

31

□ √

	1,310,106.00	1,208,302.00
[]	10,000,000.00	18,000,000.00
	11,310,106.00	19,208,302.00

5000

11.9048% 2019 12 31

1000

32

1

	185,000,000.00	330,000,000.00
		10,920,000.00
		28,000,000.00
	233,950,000.00	128,000,000.00
	28,000,000.00	
	225,054,141.41	6,325,915.01
	805,995.19	960,347.98
	672,810,136.60	504,206,262.99

2

--	--	--	--	--

33

34

--	--	--

35

	5,679,501.53	2,431,396.87
	63,300,000.00	48,440,000.00
	68,979,501.53	50,871,396.87

40,000.00

36

1

1	418,153,906.21	539,051,785.18
1-2	77,797,016.34	111,613,341.80
2-3	12,247,295.35	10,606,262.48
3	10,496,848.94	5,308,218.39
	518,695,066.84	666,579,607.85

2

1

	93,292,090.17	
	5,657,533.00	
	98,949,623.17	--

232,291,505.12

“ ”

37

□ √

1

1	63,154,065.39	49,941,992.52
1-2	2,840,926.85	861,734.32
2-3	400,286.66	484,935.66
3	2,099,063.13	1,754,996.43
	68,494,342.03	53,043,658.93

2**1**

--	--	--	--	--

39

1

	67,559,641.76	390,705,043.49	408,660,392.05	49,604,293.20
-	367,498.58	44,968,838.49	45,030,428.48	305,908.59
		2,497,830.92	2,497,830.92	
	67,927,140.34	438,171,712.90	456,188,651.45	49,910,201.79

2

1	64,026,949.69	317,822,763.27	335,660,328.24	46,189,384.72
2	185,400.00	14,422,983.49	14,473,383.49	135,000.00
3	178,928.90	28,098,388.71	28,111,562.99	165,754.62
	133,504.45	20,123,084.37	20,137,308.38	119,280.44
	35,741.12	6,553,314.60	6,551,276.77	37,778.95
	9,683.33	1,421,989.74	1,422,977.84	8,695.23
4	2,225,457.00	29,288,304.10	29,339,017.99	2,174,743.11
5	942,906.17	1,072,603.92	1,076,099.34	939,410.75
	67,559,641.76	390,705,043.49	408,660,392.05	49,604,293.20

3

1	357,541.58	43,530,630.49	43,590,915.59	297,256.48
2	9,957.00	1,438,208.00	1,439,512.89	8,652.11

	367,498.58	44,968,838.49	45,030,428.48	305,908.59
--	------------	---------------	---------------	------------

2019

3,205,858.83

40

	10,921,369.99	12,581,501.12
	27,912,724.92	59,667,671.30
	548,643.97	1,246,158.48
	775,473.47	6,807,828.96
	116,323.90	1,601,465.14
	417,404.01	607,740.82
	412,895.78	334,840.01
	1,527,055.36	292,148.96
	6,771,556.06	417,404.01
	408,558.27	477,400.98
	100,000.00	80,040.56
	49,912,005.73	84,114,200.34

“ ”

41

	242,485,362.73	525,125,441.33
	242,485,362.73	525,125,441.33

1

--	--	--

--	--	--

2

--	--	--

1

3

1

	4,410,904.99	8,342,133.05
	6,500.00	15,376,298.15
	1,831,904.35	12,836,933.83
[]	213,012,950.00	474,782,050.00
	23,223,103.39	13,788,026.30
	242,485,362.73	525,125,441.33

2

1

	114,970,850.00	
	17,800,000.00	
	9,141,200.00	
	5,700,000.00	
	147,612,050.00	--

	114,970,850.00	
	65,400,900.00	
	17,800,000.00	
	9,141,200.00	
	207,312,950.00	

“ ”

42

--	--	--

43

--	--	--

44

□ √

--	--	--

--	--	--	--	--	--	--	--	--	--	--	--

45

1

--	--	--

46

1

--	--	--

--	--	--	--	--	--

49

1

--	--	--	--

2

--	--	--	--

--	--	--	--

--	--	--	--

DE HVIÑÑÑÑÑÑ

50

YBSÖ

H71ÑÑÑÑÑÑ

□ √



	19,529,261.10	4,500,000.00	2,021,465.26	22,007,795.84	--
--	---------------	--------------	--------------	---------------	----

	6,772,400.00				714,300.00		6,058,100.00	
	2,499,999.98				357,142.86		2,142,857.12	
	1,791,373.52				255,910.50		1,535,463.02	
	290,476.30				28,571.40		261,904.90	
() GLB242	214,285.95				57,142.84		157,143.11	
	50,000.02				28,571.44		21,428.58	
	4,537,400.00				117,600.00		4,419,800.00	
2016	3,373,325.33				440,004.00		2,933,321.33	
		1,000,000.00			22,222.22		977,777.78	
		3,500,000.00					3,500,000.00	
	19,529,261.10	4,500,000.00			2,021,465.26		22,007,795.84	

“ ”

52

□ √

--	--	--

53

		+ -					
	690,000,000.00				-110,000.00	-110,000.00	689,890,000.00

2019 10 21

5

11.00

2019 12 30

[2019]5166

54

1

2

55

	625,963,976.35	10,923,315.73	555,500.00	636,331,792.08

	258,034,548.58	20,141,256.30		278,175,804.88
	883,998,524.93	31,064,572.03	555,500.00	914,507,596.96

1 2019 5 1

49%

29,179,828.99

— 10,923,315.73

2 2019 10 21

5

11.00

— 555,500.00

3 2018

20,141,256.30

56

	111,600,000.00		45,032,700.00	66,567,300.00
	111,600,000.00		45,032,700.00	66,567,300.00

1 2019 10 21

5

11.00

665,500.00

2 2019 10 21

2018

2018

343

715.60

44,367,200.00

57

58

--	--	--	--	--

		7,564,481.39	7,564,481.39	
		7,564,481.39	7,564,481.39	

[2012]16

59

	119,047,069.92	14,427,634.37		133,474,704.29

	3,730,529,165.70	2,874,522,274.78	3,769,421,577.91	2,778,400,671.10
	43,416,666.13	29,292,413.04	55,927,831.23	61,362,180.01

	127,200,374.29	103,110,590.36
--	----------------	----------------

64

	129,099,396.34	136,423,563.06
	41,423,700.60	39,727,653.74
	20,141,256.30	16,705,285.93
	15,628,235.97	15,332,153.57
	14,442,718.34	4,905,665.61
	10,087,367.74	7,844,442.46
	1,772,744.76	1,772,744.76
	1,038,683.72	2,390,261.98
	3,239,068.45	2,636,888.33
	6,029,302.67	13,082,452.76
	4,951,457.35	3,739,745.18
	629,130.78	39,502.21
	248,483,063.02	244,600,359.59

65

	15,091,739.98	9,453,275.64
	10,028,217.22	5,547,265.19
	4,706,877.80	1,557,845.18
	5,057,562.14	4,487,000.27
	2,820,553.12	3,436,910.82
	37,704,950.26	24,482,297.10

66

	41,651,378.34	24,968,625.66
	1,508,056.17	1,818,720.84
		152,779.31
	2,066,162.57	
	607,999.61	1,218,989.57
	240.00	249,335.31
	38,685,399.21	24,771,009.01

“ ”

67

	4,777,143.87	
	1,797,124.22	13,522.05
	1,128,000.00	
	1,019,500.00	716,000.00
	714,300.00	714,300.00
	488,000.00	
2016	440,004.00	440,004.00
	357,142.86	357,142.86
	300,000.00	
	255,910.50	255,910.50
	200,000.00	
	200,000.00	
	200,000.00	
	165,170.00	
	150,000.00	
	141,600.00	
	134,399.90	153,720.00

	117,600.00	117,600.00
	109,500.00	
	100,000.00	
2019	100,000.00	
	72,218.31	24,425.05
	57,227.96	
() GLB242	57,142.84	57,142.84
	50,000.00	
	50,000.00	20,000.00
	31,375.49	
	28,571.44	28,571.44
	28,571.40	28,571.40
	22,222.22	
	17,073.19	
	1,000.00	
16		500,000.00
2018		250,000.00
		200,000.00
SIP		200,000.00
2017		680,000.00
		30,000.00
		100,000.00
		200,000.00
		300,000.00
		1,070.00
	13,310,798.20	5,387,980.14

68

		6,634,306.79
		3,200,000.00
		93,943,000.00

	554,445.58	195,355.46
	554,445.58	103,972,662.25

69

--	--	--

70

--	--	--

71

	-309,467.24	
	-3,317,564.42	
	-3,838,894.05	
	-7,465,925.71	

72

□ √

		-12,367,316.53
	814,245.82	-3,328,215.72
	-5,232,364.13	
		-2,621,070.06
	-4,418,118.31	-18,316,602.31

73

	-6,869,718.46	-589,530.54
	-6,869,718.46	-589,530.54

74

	83,314.60	87,030.36	83,314.60
	717,660.33	1,017,788.10	717,660.33
	2,075,501.47	6,269.85	2,075,501.47
	2,876,476.40	1,111,088.31	2,876,476.40

								/
--	--	--	--	--	--	--	--	---

75

	50,000.00		50,000.00
	143,861.75		143,861.75
	63,825.05	963,757.64	63,825.05
	1,575,187.18	55,430.00	1,575,187.18
	7,780.00	217,939.22	7,780.00
	60,109.32	2,775.97	60,109.32
	62,131.22	66,344.95	62,131.22
	1,962,894.52	1,306,247.78	1,962,894.52

76

1

	45,919,144.65	92,420,792.83
	2,796,051.86	7,219,260.32
	48,715,196.51	99,640,053.15

2

	361,087,599.47
/	54,163,139.94
	931,821.69
	1,311,670.12
	8,468,724.63
	-14,338,551.14
	-4,832,527.95
	3,010,919.22
	48,715,196.51

77

78

1

	1,508,056.17	1,818,720.84
	18,038,149.01	3,534,722.18
	20,642,630.13	8,411,017.15

	40,188,835.31	13,764,460.17
--	---------------	---------------

2

	1,755,207.72	342,490.14
	127,837,956.57	167,974,847.53
	28,916,994.18	39,466,785.87
	158,510,158.47	207,784,123.54

3

	225,800,000.00	59,000,000.00
		114,000,000.00
	225,800,000.00	173,000,000.00

4

	211,600,000.00	73,000,000.00
	3,300,000.00	
		18,000,000.00
	1,000,000.00	
	215,900,000.00	91,000,000.00

5

	26,937,790.00	

	29,179,828.99	
	225,054,141.41	
	281,171,760.40	

6

	41,434,040.00	
		270,000,000.00
	665,500.00	245,738,374.10
	42,099,540.00	515,738,374.10

79**1**

1	--	--
	312,372,402.96	517,022,059.36
	4,418,118.31	

“ ”	-32,630,692.28	-72,120,196.23
“ ”	-57,616,752.22	-113,534,913.05
“ ”	-259,155,650.68	-56,846,201.47
	27,607,182.01	16,705,285.93
	219,974,768.75	402,717,154.58
2	--	--
3	--	--
	178,016,110.67	254,511,820.26
	254,511,820.26	97,528,107.42
	-76,495,709.59	156,983,712.84

2

	265,570,000.00
	--
	265,570,000.00
	682,062.54
	--
	682,062.54
	--
	264,887,937.46

3

	--
	--
	--

4

	178,016,110.67	254,511,820.26
	39,006.85	35,344.01
	177,977,103.82	254,476,476.25
	178,016,110.67	254,511,820.26

2019	178,016,110.67	2019 12 31	309,050,334.84
131,034,224.17			
131,034,224.17			
2018	254,511,820.26	2018 12 31	281,848,623.01
27,336,802.75			22,306,802.75
, 5,030,000.00			

80

“ ”

81

	131,034,224.17	
	336,049,384.55	/
	84,148,020.65	
	358,507,692.14	
	36,700,184.30	
	946,439,505.81	--

1 2019 12 31

()

			2,666.34	2,800.00	2020/7/10	

						[1]
			3,618.91	0.00	2021/3/14	[2]
			3,108.03	7,500.00	2020/11/24	[3]
			4,168.31	2,500.00	2020/6/20	[4]
				8,000.00	2020/6/19	[4]
				4,000.00	2020/5/21	
			16,513.60	2,150.00	2020/1/18	[5]
				2,150.00	2020/5/6	
				2,895.00	2020/5/14	[5]
				895.00	2020/5/14	
				5,000.00	2020/5/14	
				5,000.00	2020/5/14	
				2,105.00	2020/5/14	
			2,995.40	0.00	2020/9/10	[6]
			11,194.98	2,000.00	2020/8/10	[7]
				2,000.00	2020/8/17	
				2,000.00	2020/10/8	
				3,000.00	2020/10/10	
				4,000.00	2020/10/13	
				3,000.00	2020/9/20	
				1,500.00	2020/1/6	[7]
				5,000.00	2020/2/20	
				980.00	2020/5/12	
				1,100.00	2020/5/18	

[] 442,655,712.79 84,148,020.65 358,507,692.14

[1] 2019 10 2019 28807 2019 28807

2019 10 23 2020

7 10 2019 28807 2,800.00 2019 12

31 2,800.00

[2] 10,000.00

2021 3 14

[3] 2019 11 2019 A004 2019 A005

2019 11 21 2022 11 20

9,450.00 2019 12 31 7,500.00

[4] 2019 5 2019 000004 - 01

2019 5 7 2022 5 4 2019

000004 -01 15,000.00 2019 12 31

2,500.00

[5] 2018 12 19 SY12 20180005 SY12
 20180006 2018 12
 19 2019 11 14 SY12 20180018 30,000.00
 2019 12 31 15,895.00
 [6] 2018 9 262220180914109544
 2018 9 11 2020 9 10
 262220180914309546 2,800.00 2019 12 31
 0.00
 [7] 2017 10 2017 0012
 2017 10 17 2020 10 16 2018
 0015 25,000.00 2019 12 31
 16,000.00
 2019 7 2019 0003-1
 2019 7 15 2020 7 14 5,000.00
 2019 12 31 0.00
 2 2019 12 31

()

			2,800.00	2019/10/23	2020/7/10	
			0.00	2019/8/23	2020/2/23	[1]
			332.00-	-	-	[2]

82

1

	--	--	
	767,397.46	6.9762	5,353,518.16

	710.70	0.8958	636.65
	3.72	9.1501	34.04
	--	--	
	6,489,193.24	6.9762	45,269,909.88
	--	--	
	5,857,745.50	6.9762	40,864,804.16

2

□ √

83

84

1

	4,777,143.87		4,777,143.87
	1,019,500.00		1,019,500.00
	1,000,000.00		22,222.22
	488,000.00		488,000.00
	300,000.00		300,000.00

	200,000.00		200,000.00
	200,000.00		200,000.00
	165,170.00		165,170.00
	150,000.00		150,000.00
	100,000.00		100,000.00
2019	100,000.00		100,000.00
	17,073.19		17,073.19
	11,107.41		11,107.41
	1,000.00		1,000.00
	141,600.00		141,600.00
	50,000.00		50,000.00
	602,000.00		602,000.00
	90,000.00		90,000.00

	3,500,000.00		
--	--------------	--	--

2

□ √

1	15,879,332.94		
1)	4,777,143.87		[2019]17 2019
2)		2018	
[2019]57	1,019,500.00		2019
3)	1,000,000.00		[2019]17 2019
4)			2019
[2019] 54	488,000.00		2019
5)			2017
		[2019]4 2019	300,000.00
6)			2017

	[2015]33		11,107.41			
2019						
14)				[2017]1		1,000.00
				2019		
15)						
[2016]28		141,600.00				2019
16)						
[2016]28		50,000.00				2019
17)				2016 7		2019 1
				2019 2	2019	602,000.00
				2019		
18)			2019		90,000.00	
		2019				
19)				[2016]1		
2019		11,564.95				
20)				2019 11		
			2019		57,227.96	
			2019			
21)				2016 7		2019 1
				2019 2	2019	526,000.00
				2019		
22)				[2018]12		
2019		134,399.90				2019
23)	2013					2019
		109,500.00				2019
24)		[2015]38				2019
1,753,333.65					2019	1,753,333.65
25)						2019
		50,000.00			2019	50,000.00
26)			2019			200,000.00
			2019		200,000.00	
27)					2019 39	
		2019	31,375.49			
2019		31,375.49				
28)				[2016]1		
	[2018]20	2019	21,118.21		8,657.21	
		12,461.00			2019	21,118.21
29)					2019	72,218.31
				2019		
30)		[2019]75	2019			

3,500,000.00

(2)							
1)	000080			[2016]57	2017		4,400,000.00
			2019		440,004.00		
2)	2015		2,000,000.00	2016			
				2019		117,600.00	
3)	[2015]630	2015			10,000,000.00		
		2019	714,300.00				
4)	[2011]58	2011			3,582,747.02		
		2019	255,910.50				
5)	[2009]108	2009			5,000,000.00		
		2019	357,142.86				
6)	[2013]1111	2013			400,000.00		
		2019	28,571.40				
7)	[2007]118	2007			GLB242		800,000.00
				2019	57,142.84		
8)	[2007]118	2007			400,000.00		
		2019	28,571.44				

85

1

1

	2019 03 31	8,000,000.00	51.00%		2019 03 31	1	25,800,351.7 9	8,962,907.46
	2019 03 31		51.00%		2019 03 31			

[1]2018 8 31

800.00

2018

800.00

2019 3

2019 3

2019 3 31

2019 4 1

2

--	8,000,000.00
	8,000,000.00
	6,338,220.03
/	1,661,779.97

3

	682,062.54	682,062.54
	3,261,712.49	3,261,712.49
	6,517,320.55	6,517,320.55
	2,287,516.59	2,287,516.59
	700,000.00	700,000.00
	149,150.00	149,150.00
	2,664,620.53	2,664,620.53
	2,042,993.55	2,042,993.55
	308,909.54	308,909.54
	248,320.17	248,320.17
	402,691.56	402,691.56
	4,120,259.63	4,120,259.63
	499,418.54	499,418.54
	212,737.23	212,737.23
	4,999.70	4,999.70

	2,000,000.00	2,000,000.00
	12,427,882.42	12,427,882.42
	6,089,662.39	6,089,662.39

3

4

√

√

5

1
1 2019 4 16

()

2019 12 31

				100.00%		
				100.00%		
					61.08%	[1]
				51.05%		
				100.00%		
				100.00%		
					100.00%	[2]
				100.00%		
				100.00%		
				100.00%		
					100.00%	[3]
					51.00%	[4]

, 2019 12 31 300.07 300 99.98%

[1]	61.08%	61.08%
[2]	100.00%	100.00%
[3]	100.00%	100.00%
[4]	51.00%	51.00%
[5]	100.00%	
[6]	100.00%	51.00%
[7]	100.00%	51.00%
[8]	44.00%	44.00%
[9]	51.00%	51.00%
[10]	51.00%	51.00%

2

	38.92%	-168,693.60		16,227,124.41
	48.95%	-7,930,890.60		18,085,686.82
	49.00%	11,237,997.59		29,494,510.84
	49.00%	4,391,824.65		10,481,487.05

3

--	--	--

	4,609,160.40	37,552,678.99	42,161,839.39	4,863,898.91		4,863,898.91	19,529,173.04	41,412,142.28	60,941,315.32	18,674,084.39		18,674,084.39
	13,665,437.63	31,166,918.25	44,832,355.88	7,717,295.94		7,717,295.94	22,059,151.73	39,669,809.83	61,728,961.56	7,678,824.99		7,678,824.99
	251,412,095.70	10,841,837.97	262,253,933.67	201,535,468.59		201,535,468.59						
	34,688,790.79	2,371,860.58	37,060,651.37	15,669,861.49		15,669,861.49						

	11,058,449.53	-433,436.80	-433,436.80	991,512.48		10,477,801.32	-2,278,975.02	-2,278,975.02	556,553.11
	6,838,398.51	-16,202,884.32	-16,202,884.32	1,411,113.87		55,592,699.17	-4,191,669.98	-4,191,669.98	2,773,618.44
	280,269,598.26	19,686,495.87	19,686,495.87	-47,696,442.16					
	25,800,351.79	8,962,907.46	8,962,907.46	-9,689,463.06					

4

5

2

1

2019 5 1
 49% 29,179,828.99
 100.00% 51.00% 10,923,315.73

2

--	29,179,828.99
/	29,179,828.99
/	18,256,513.26
	10,923,315.73

3

1

20%

20%

2

4

	/	/
	--	--
	--	--
	--	--
	49,912,372.51	
	--	--
--	-87,627.49	

5

6

--	--	--	--

7

8

4

				/

5

6

()

1

()

()“

”

()“ ”

5%

	()	
5%	46.79	-259.73
5%	-46.79	259.73

5%

2

2019 12 31

3

()

1

(1) 30
(2)
(3)
(4)
(5)
(6)

2

(1)
(2)
(3)
(4)
(5)
(6)

3

12

(1) 12
(2) 12
(3)

4

GDP

()

12

()

	67,281.01	-	-	-	67,281.01
	6,897.95	-	-	-	6,897.95
	51,869.51	-	-	-	51,869.51
	24,248.54	-	-	-	24,248.54
	150,297.01	-	-	-	150,297.01

	50,420.63	-	-	-	50,420.63
	5,087.14	-	-	-	5,087.14
	66,657.96	-	-	-	66,657.96
	52,512.54	-	-	-	52,512.54
	174,678.27	-	-	-	174,678.27

()

() 2019 12 31
38.09%(2018 12 31 41.61%)

1

	--	--	--	--
		500,000.00		500,000.00

1.		500,000.00		500,000.00
1		500,000.00		500,000.00
			51,000,000.00	51,000,000.00
		18,632,726.02		18,632,726.02
		19,132,726.02	51,000,000.00	70,132,726.02
	--	--	--	--

2

3

4

9

1

	()		60,000	28.74%	28.74%

2

1“ ”

3

3“ ”

--	--

4

5

1

/

--	--	--	--



2

--	--	--	--

7

8

1

√ □

	0.00
	18,319,360.00
	665,500.00

	2018	8					
	2018	()					
			348				
			18,000,000.00				
	6.20	/					36
							(1)
			12				
			24				
							40% (2)
							24
							36
	40%	(3)					36
							48
			20%				
	18,000,000.00		2018	10	18		
						2019	
10	21					2018	
						343	
715,600,000.00			2019	10	28		
110,000.00			2019	12	31		
		4				220,000.00	
						10,514,000.00	

4.037

2018

2019

2018
2020

2019

2018

16.106

9.284

2

√

□

3

$\sqrt{\quad}$

4

5

			6,808.01	4,168.31	2,500.00	2020/6/20	-
					8,000.00	2020/6/19	[
					4,000.00	2020/5/21	[
			4,236.36	3,108.03	7,500.00	2020/11/24	-
			26,423.14	16,513.60	2,150.00	2020/1/18	[
					2,150.00	2020/5/6	[
					2,895.00	2020/5/14	-
					895.00	2020/5/14	-
					5,000.00	2020/5/14	-
					5,000.00	2020/5/14	-
					2,105.00	2020/5/14	-
			13,972.22	11,194.98	2,000.00	2020/8/10	-
					2,000.00	2020/8/17	-
					2,000.00	2020/10/8	-
					3,000.00	2020/10/10	-
					4,000.00	2020/10/13	-
					3,000.00	2020/9/20	-
					1,500.00	2020/1/6	[
							3]
					5,000.00	2020/2/20	[
							3]
					980.00	2020/5/12	[
							3]
					1,100.00	2020/5/18	[
							3]
			60,631.36	41,599.23	66,775.00		

[1] 12,000.00

2019 12 31

[2] 4,050.00

2019

12 31

[3] 2,500.00

2019 12 31

(3)

()

--	--	--	--	--	--	--

			3,941.25	3,670.02	2,800.00	2020/7/10
--	--	--	----------	----------	----------	-----------

2

1

1

(1) 2019 12 31

()

				2,800.00	2020/7/10	-
				7,500.00	2020/11/24	
					-2020/9/10	
				10,300.00		

(2) 2019 12 31

()

				2,828.70	2,666.34	2,800.00	2020/7/10

(3) 2019 12 31

()

				5,000.00	5,000.00	0.00	2020/2/23

[]

2

401,975,581.15

114,474,326.95

2

3

1

--	--	--	--

2

	34,494,500.00
	34,494,500.00

3

4

1. 2020 2 14

”

45%

4,000.00

2,250.00

2. 2020 1 5

4,000.00

10.67%

2020 1 5

10.67%

2020 2 27

6,371.60

16.99%

27.66%

3.

2020 1

“

1

1



2



2

3

1

2

4

3

4

7

1.

		2016 7 3 -2019 7 4	198,300,000

2019 7 9

2020 4 3

2.

“				
”	9,734,367.00	116,033,654.64	2019	7,532,457.00
	99,899,236.04	2,201,910.00		

8

1

1

	831,407.39	2.53%	831,407.39	100.00%		831,407.39	2.82%	831,407.39	100.00%	
	32,048,342.29	97.47%	1,732,045.86	5.40%	30,316,296.43	28,631,406.37	97.18%	1,431,570.32	5.00%	27,199,836.05
	32,879,749.68	100.00%	2,563,453.25	7.80%	30,316,296.43	29,462,813.76	100.00%	2,262,977.71	7.68%	27,199,836.05

	614,429.07	614,429.07	100.00%	
	88,944.51	88,944.51	100.00%	
	88,263.53	88,263.53	100.00%	
	34,474.78	34,474.78	100.00%	
	5,295.50	5,295.50	100.00%	
	831,407.39	831,407.39	--	--

1	29,455,767.36	1,472,788.37	5.00%	
1-2	2,592,574.93	259,257.49	10.00%	
	32,048,342.29	1,732,045.86	--	

“ ”

□ √

1	1	29,455,767.36
1	2	2,592,574.93
3		831,407.39
5		831,407.39
		32,879,749.68

2

	831,407.39					831,407.39
	1,431,570.32	300,475.54				1,732,045.86
	2,262,977.71	300,475.54				2,563,453.25

--	--	--

3

--	--

	4,938,054.21	15.02%	246,902.71
	4,556,803.60	13.86%	227,840.18
	3,953,106.35	12.02%	197,655.32
	2,793,840.62	8.50%	139,692.03
	1,401,023.40	4.26%	70,051.17
	17,642,828.18	53.66%	

5

6

			(%)
		3,294,081.55	10.02
		2,259,754.49	6.87
		5,553,836.04	16.89%

2

	62,235,697.29	112,896,289.25
	62,235,697.29	112,896,289.25

1

1

--	--	--

2

--	--	--	--	--

3

√

2

1

()		
-----	--	--

2

1

()				
-----	--	--	--	--

3

√

3

1

	71,070,953.33	120,147,860.10
	1,940,274.13	1,925,330.93
	336,000.00	1,451,000.00
	83,696.00	385,896.00
	73,430,923.46	123,910,087.03

2

		12	()	()	
2019	1 1	6,215,591.43		4,798,206.35	11,013,797.78
2019	1 1	—	—	—	—
		181,428.39			181,428.39
2019	12 31	6,397,019.82		4,798,206.35	11,195,226.17

□ √

1	1		9,325,037.83
1	2		59,307,679.28
3			4,798,206.35
5			4,798,206.35
			73,430,923.46

3

	4,798,206.35					4,798,206.35
	6,215,591.43	181,428.39				6,397,019.82
	11,013,797.78	181,428.39				11,195,226.17

--	--	--

4

--	--

--	--	--	--	--	--

5

		4,798,206.35		6.53%	4,798,206.35
		566,400.00		0.77%	28,320.00
		491,014.33		0.67%	24,550.72
		353,188.00	83,188.00 1-2 270,000.00	0.48%	31,159.40
		350,000.00		0.48%	17,500.00
	--	6,558,808.68	--	8.93%	4,899,736.47

6

--	--	--	--	--

7

8

			(%)
		51,340,625.00	69.92

		12,098,486.54	16.48
		2,833,635.44	3.86
		66,272,746.98	90.26

3

	1,577,877,658.92		1,577,877,658.92	1,571,558,332.28		1,571,558,332.28
	1,577,877,658.92		1,577,877,658.92	1,571,558,332.28		1,571,558,332.28

1

	()					()	
	50,462,543.10	140,524.59				50,603,067.69	
	25,601,104.07	91,027.05				25,692,131.12	
	10,400,028.48	261,702.74				10,661,731.22	
	1,000,900,000.00					1,000,900,000.00	
	450,000,000.00					450,000,000.00	
	10,000,000.00					10,000,000.00	
	4,194,656.63	5,826,072.26				10,020,728.89	
	20,000,000.00					20,000,000.00	
()	1,571,558,332.28	6,319,326.64				1,577,877,658.92	

2

	()									()	

3

4

	2,987,992,754.56	2,444,140,042.16	3,274,305,265.14	2,525,535,961.37
	35,619,319.93	24,713,550.91	63,369,506.65	56,466,849.24
	3,023,612,074.49	2,468,853,593.07	3,337,674,771.79	2,582,002,810.61

□ √

5

		10,739,821.54
		3,200,000.00
		93,943,000.00
		107,882,821.54

6

1

	240,924,380.49	239,587,184.69

	-	-
	240,924,380.49	239,587,184.69
	12,046,219.02	11,979,359.23
	228,878,161.47	227,607,825.46

2

		(%)		(%)	
	-	-	-	-	-
	240,924,380.49	100.00	12,046,219.02	5.00	228,878,161.47
	240,924,380.49	100.00	12,046,219.02	5.00	228,878,161.47

		(%)		(%)	
	-	-	-	-	-
	239,587,184.69	100.00	11,979,359.23	5.00	227,607,825.46
	239,587,184.69	100.00	11,979,359.23	5.00	227,607,825.46

3

			(%)
	240,924,380.49	12,046,219.02	5.00

4

(1)

	11,979,359.23	66,859.79	-	12,046,219.02

5

	3,320,000.00

6

	225,253,703.34

1

√ □

	-6,933,543.51	
	13,400,798.20	
	554,445.58	
	977,406.93	
	1,712,292.37	
	87,798.06	
	6,199,016.77	--

1 —

1 —

□ √

2

		/	/
	12.18%	0.44	0.44
	11.94%	0.44	0.43

3

1

□ √

2

□ √

3

4

