

000818

2020-019

# 2019



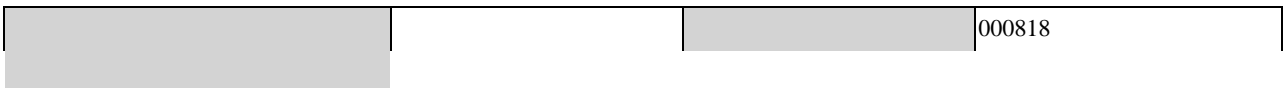
0

689,890,000

10

0.5

**1**



2

1

2017

70%

100%

2018

30%

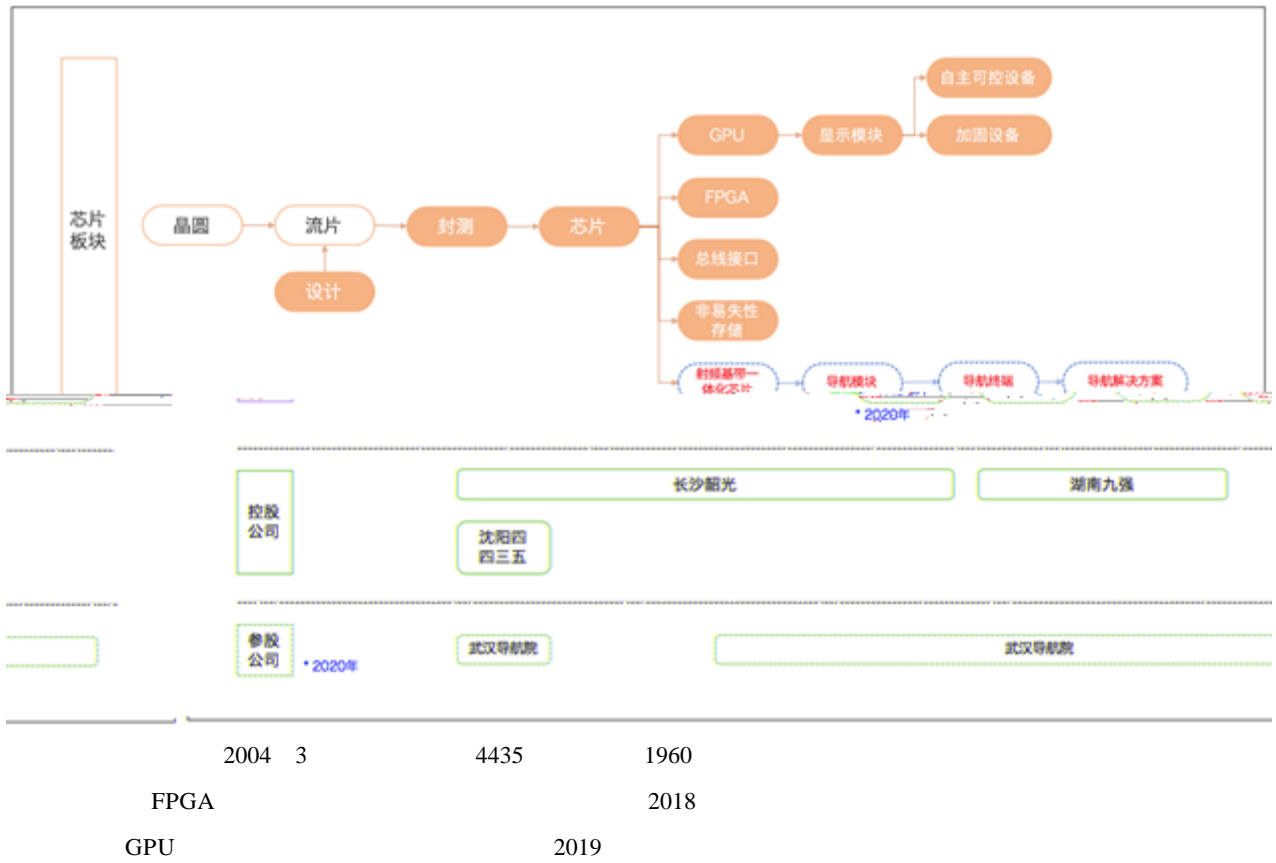
(51% )

(51% ) 2019

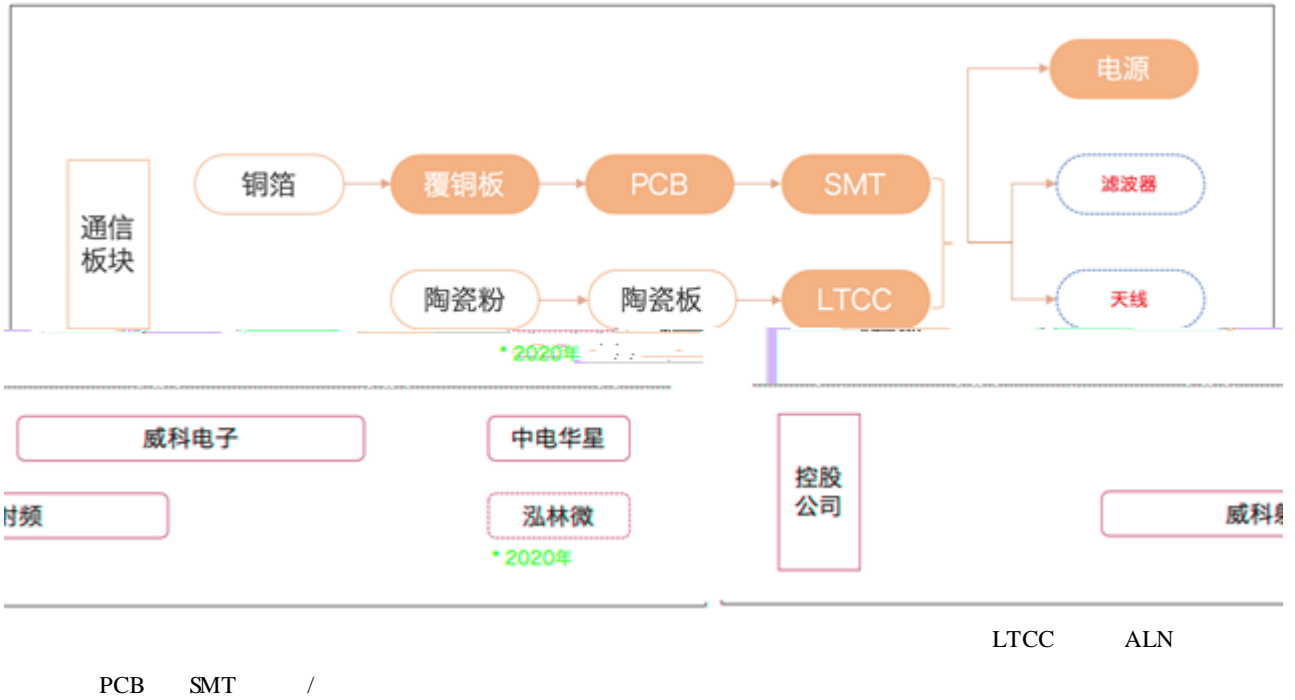
1

2020

27.66%



2



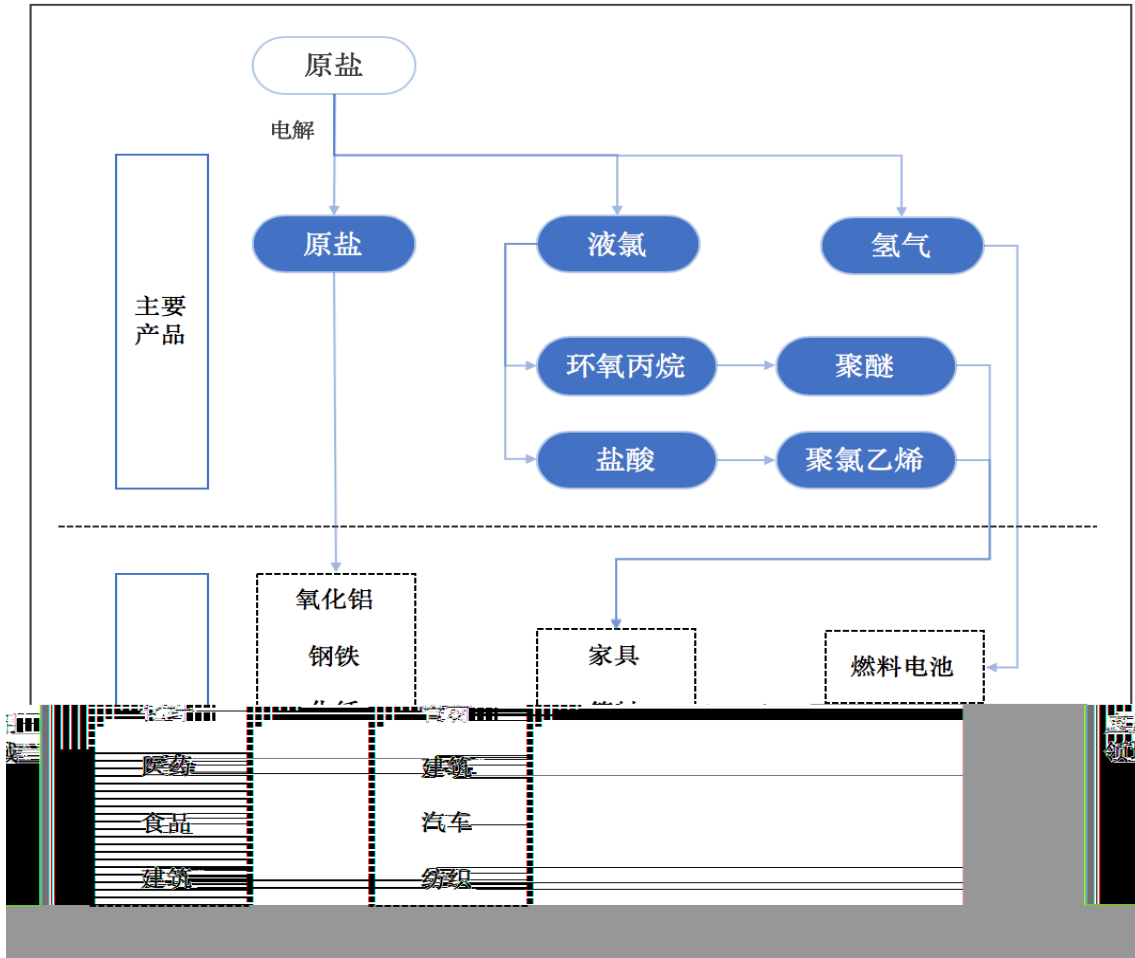
2019

2

15%

4,000

3,000Nm3/h



3

1

	2019	2018		2017
	3,773,945,831.83	3,825,349,409.14	-1.34%	3,400,920,321.33
	306,662,510.41	503,305,415.48	-39.07%	255,541,980.85
	300,463,493.64	410,137,181.55	-26.74%	237,441,518.01
	219,974,768.75	402,717,154.58	-45.38%	479,008,244.94
/	0.44	0.73	-39.73%	0.37
/	0.44	0.73	-39.73%	0.37
	12.18%	18.90%	-6.72%	10.72%
	2019	2018		2017

	4,450,087,379.82	4,221,620,841.24	5.41%	3,802,242,124.88
	2,682,450,301.14	2,422,315,842.22	10.74%	2,496,870,755.06

2

	942,707,335.29	847,262,914.69	942,393,901.08	1,041,581,680.77
	110,182,272.41	44,407,238.41	86,038,560.21	66,034,439.38
	103,378,852.53	44,153,890.46	84,523,651.35	68,407,099.30
	36,789,648.68	94,954,000.27	33,789,853.69	54,441,266.11

4

1

10

	40,595		53,302		0		0
10							

2

10

3




5

1

		37.74	1.3%	3.07	39.1%
			7.26	1.83	79.0%
56.6%		19.23%	59.80%		
			30.48	1.23	
10.9%	68.1%				
		2.20		4.03	45.38%

1

43.8      12.5      9.76



233

12.17%

97%

6.79%

193

134

/

2018 23% 58%  
77.66% 52.14%

2017



2019 6 10

2019 1 1

4

2019 1 1

2019 1 1

2019 6 17

2019 1 1

**2**

**3**

2019