



2018

2019-014

2019 04

) (

10

1.50

690,000,000

0

.....	2
.....	5
.....	9
.....	12
.....	28
.....	43
.....	50
.....	51
.....	59
.....	64
.....	65
.....	204

			000818
	HANGJIN TECHNOLOGY CO.,LTD.		
	HJKJ		
	1		
	125001		
	1		
	125001		
	www.hangjintechology.com		
	zqb@hangjintechology.com		

	91211400123728536M
	2017 “ + ”

	8 UDC A 6

	2018	2017		2016
	3,825,349,409.14	3,400,920,321.33	12.48%	2,605,603,503.40

1

2

	907,539,547.94	921,081,924.76	976,129,818.01	1,020,598,118.43
	128,104,176.13	112,984,230.83	89,479,570.00	172,737,438.52
	127,758,021.68	112,468,613.91	80,260,421.24	89,650,124.72
	-34,194,257.03	40,609,622.57	208,258,945.23	188,042,843.81

	2018	2017	2016	
	-1,553,288.18	-7,333,867.78	1,160,259.72	
	5,387,980.14	1,944,102.88	8,211,922.96	
	961,587.01			
	1,017,788.10	29,634,587.86		
		-5,801,886.80	-4,528,301.89	

	97,338,355.46	3,000,000.00		
	-249,189.93	-268,955.08	-2,087,095.44	
	6,634,306.79	2,229,927.74		
	15,946,464.54	5,177,235.44	736,853.99	
	422,840.92	126,210.54	-55,033.15	
	93,168,233.93	18,100,462.84	2,074,964.51	--

1 —

1 —

1

3

2

2017

FPGA

MPW

LTCC-MCM

PFC

AC/DC

PFC

UPS

1



	30% 100%

2

1.

2.

3.

“ ”

4.

5.

“ ”

6.

2017

“ + ”

“ ”

30%

100%

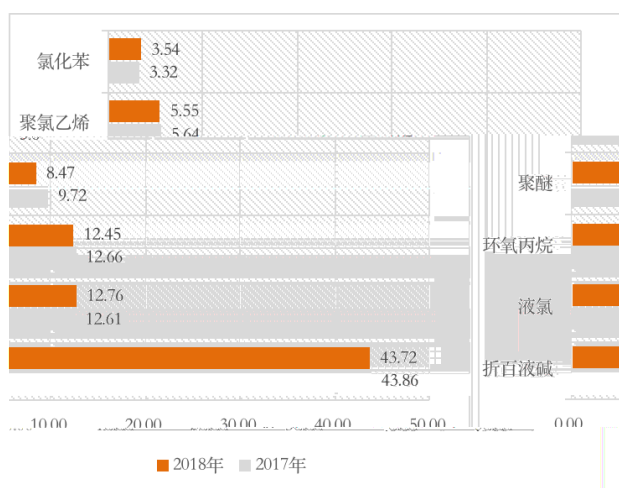
MPW

7.

“ ”

➤			38.25	12.5%	5.03	97.0%
➤			34.20	3.86	3.07%	74.66%
➤	4.05	1.17			11%	23%
➤			4.03		4.79	
➤			18.90%	8.18%		

/



134



	2017		
	”	“ + ”	“
3%			30%
		23%	
	“ ”	“ ”	
		20	
	EV		
MPW	5	2	2
	2		
		SG32FXXX	10
	50	SG320FXXXXXX	
		10	

1

“ ” “ ”

2

1

	2018		2017		
	3,825,349,409.14	100%	3,400,920,321.33	100%	12.48%
	3,420,019,276.46	89.40%	3,318,053,279.85	97.56%	3.07%
	405,330,132.68	10.60%	82,867,041.48	2.44%	389.13%
	1,268,549,302.81	33.16%	1,249,663,208.87	36.74%	1.51%
	773,893,749.35	20.23%	805,426,002.18	23.68%	-3.91%
	659,121,917.01	17.23%	611,701,584.09	17.99%	7.75%
	405,330,132.68	10.60%	82,867,041.48	2.44%	389.13%
	319,308,051.44	8.35%	305,050,558.00	8.97%	4.67%
	170,514,131.55	4.46%	154,228,716.65	4.53%	10.56%
	55,029,680.25	1.44%	67,912,040.01	2.00%	-18.97%
	40,805,061.78	1.07%	34,682,229.18	1.02%	17.65%
	25,988,387.33	0.68%	23,066,046.01	0.68%	12.67%
	106,808,994.94	2.78%	66,322,894.86	1.95%	61.04%
	3,811,298,932.50	99.63%	3,399,377,548.88	99.95%	12.12%
	14,050,476.64	0.37%	1,542,772.45	0.05%	810.73%

2

10%

	3,420,019,276.46	2,652,651,273.60	22.44%	3.07%	2.00%	0.82%
	405,330,132.68	187,111,577.50	53.84%	389.13%	464.14%	-6.14%
	1,268,549,302.81	398,031,075.23	68.62%	1.51%	2.67%	-0.35%
	773,893,749.35	737,378,196.80	4.72%	-3.91%	-5.06%	1.15%
	659,121,917.01	546,076,678.01	17.15%	7.75%	0.87%	5.65%
	405,330,132.68	187,111,577.50	53.84%	389.13%	464.14%	-6.14%
	3,811,298,932.50	2,829,151,874.25	25.77%	12.12%	7.46%	3.21%

1

3

			2018	2017	
			1,516,954.09	1,504,581.65	0.82%
			1,476,032.77	1,436,363.4	2.76%
			20,823,400	2,691,838	673.58%
			21,209,826	1,911,032	1,009.86%

30%

2017

12

2018

4

5

		2018	2017	
--	--	------	------	--

		2,384,977,894.88	83.99%	2,279,777,787.68	86.56%	4.61%
		267,673,378.72	9.43%	320,861,450.45	12.18%	-16.58%
		163,743,581.78	5.77%	30,683,494.33	1.17%	433.65%
		23,367,995.72	0.82%	2,484,172.51	0.09%	840.68%

		2018		2017		
		796,213,758.38	28.04%	695,740,598.77	26.42%	14.44%
		18,548,986.42	0.65%	54,423,736.89	2.07%	-65.92%
		814,762,744.80	28.69%	750,164,335.66	28.49%	8.61%
		1,261,993,508.45	44.44%	1,280,227,920.36	48.61%	-1.42%
		21,461,366.36	0.76%	45,860,697.29	1.74%	-53.20%
		1,283,454,874.81	45.20%	1,326,088,617.65	50.35%	-3.21%
		326,770,628.05	11.51%	303,809,268.55	11.53%	7.56%
		16,876,362.61	0.59%	39,223,004.93	1.49%	-56.97%
		343,646,990.65	12.10%	343,032,273.48	13.02%	0.18%
		210,786,663.33	7.42%	181,354,011.34	6.89%	16.23%
		163,743,581.78	5.77%	30,683,494.33	1.16%	433.65%
		23,367,995.72	0.82%	2,484,172.51	0.09%	840.68%
		187,111,577.50	6.59%	33,167,666.84	1.25%	464.14%

6

“ ”

7

1

2017

12

2

MPW

8

		555,173,052.52
		14.52%
		0.00%

5

1		222,216,188.83	5.81%
2		101,445,741.59	2.65%
3		87,122,524.29	2.28%
4		74,885,894.69	1.96%
5		69,502,703.12	1.82%
	--	555,173,052.52	14.52%

		1,529,781,245.50
		63.18%
		0.00%

5

1		698,706,585.24	28.86%
2		483,224,079.93	19.96%
3		126,873,269.48	5.24%
4		131,024,570.69	5.41%
5		89,952,740.16	3.71%
	--	1,529,781,245.50	63.18%

3

	2018	2017		
	103,110,590.36	82,419,887.16	25.10%	
	244,600,359.59	282,076,707.22	-13.29%	
	24,771,009.01	1,555,748.17	1,492.22%	
	24,482,297.10	7,509,770.84	226.01%	

4

1 JH-303E

2

100

2019

14

MPW

5

2

2

2

	2018	2017	
	277	254	9.06%
	6.07%	6.08%	-0.01%
	24,482,297.10	7,509,770.84	226.01%
	0.64%	0.22%	0.42%
	0.00	0.00	0.00%
	0.00%	0.00%	0.00%

5

	2018	2017	
	3,750,232,656.98	3,283,548,458.59	14.23%
	3,347,515,502.40	2,804,540,213.65	19.36%
	402,717,154.58	479,008,244.94	15.83%
	196,853,478.05	209,143,652.85	5.88%
	275,388,791.30	916,653,546.59	69.96%
	-78,535,313.25	-707,509,893.74	88.90%
	818,045,618.41	156,047,097.00	

	2018		2017			
	281,848,623.01	6.68%	124,845,082.21	3.28%	3.40%	
	413,260,999.44	9.79%	227,971,749.60	6.00%	3.79%	
	323,820,588.44	7.67%	192,962,407.73	5.07%	2.60%	

			0,000.00							242.63		1030	http://www.cninfo.com.cn
													2018-134
													30%
													2018-135
													2018-140
			57,021,600.00	100.00%						3,416,291.17		20180615	http://www.cninfo.com.cn
													2018-077

														2018-1 38
	2001-2 51													
	--	--	430,02 1,600.0 0	--	--	--	--	--	--	0.00	14,521, 533.80	--	--	--

3


4

1

2

5

1



A large gray rectangular area with a small white square at the bottom right corner. The number 3 is centered within the gray area.

3

2019				
1		43.5	44	42.5
8				43
2				
3				
4				
5				2019
6				+
	3-5			
7		2019		10
8				SGXXX
9				
	2019		20	

1

2018 05 11			http://www.cninfo.com.cn
2018 07 12			2018 http://www.cninfo.com.cn
			2
			19
			27
			0

--	--

3						
1	2016	691,643,440	10	0.47		
			32,506,276.00			
2	2017	691,842,500	10	0.8		
			55,347,400			
3	2018	690,000,000	10	1.5		
			103,500,000			

2018	103,500,000.00	503,305,415.48	20.56%	245,747,374.10	48.83%	349,247,374.10	69.39%
2017	55,347,400.00	255,541,980.85	21.66%	0.00	0.00%	55,347,400.00	21.66%
2016	32,506,276.00	112,076,593.94	29.00%	0.00	0.00%	32,506,276.00	29.00%

10	0
10	1.50
10	0
	690,000,000
	103,500,000.00
	245,747,374.10

	349,247,374.10

				2016 06 26		
				2016 06 26		
			2017 6 13	2017 10 13	12	



							100%
							70%
70%	2017 01 01	2017 12 31	6,900	6,910.9		2017 09 12	http://www.cninfo.com.cn 2017-121 100% 70%
100%	2018 01 01	2018 12 31	9,000	9,017.7		2018 11 30	http://www.cninfo.com.cn 2018-140 30%

2018 6 15

2018

[2018]15

1

2018

[2018]15

1	“	”	“	”	“	”
2	“	”	“	”	“	”
3	“	”	“	”	“	”
4	“	”	“	”	“	”
5	“	”	“	”	“	”
6	“	”	“	”	“	”
7	“	”	“	”	“	”
8	“	”			“	”
9	“	”	“	”	“	”
10	“				”	“
11	“				”	“
12	“				”	“

2018

“ ”



	102		
	2		
	2	1	

10

1

2

3

4

11.915 / 2017 12 22 115,980,384.44 9,734,367
 12 2017 12 25

2018 7 9 2018 7 25 2018

2018 7 31 26 2018 8 16 2018

2018 8 20 27 11 2018

348 1,800 2018 8 21 6.20 / 2018 10 18 2018

2018 8 22 10 18 2018-118

2018-129

1

Z						2,826.5	6.97%	2,000				2018 02 27	http://www.cninfo.com.cn 2018-025
J						0	0.00%	500				2018 02 27	http://www.cninfo.com.cn

													m.cn
													2018-0 25
				--	--	2,826.5	--	2,500	--	--	--	--	--
				Z									

2

3

4

5

10

10

2018 3 8

	2018 03 10	http://www.cninfo.com.cn 2018-040

1

1

2

3

2

1

	2018 05 28	20,000	2018 09 28	6,000				
	2018 05 28							

B3	30,000	B4	6,000
A1+B1+C1	30,000	A2+B2+C2	6,000
A3+B3+C3	30,000	A4+B4+C4	6,000
A4+B4+C4		2.48%	

2

3

1

2

4

1

2

1

2

3

	TOC		1		14.04 mg/L	20mg/L	92.3309	344	
			1		2.42 mg/L	8mg/L	15.7837	43	
			1		6.18 mg/L	200mg/m ³	22.5914	527	
			1		55.66 mg/L	200mg/m ³	89.1272	527	

1

1500 /

COD

2

1
2

3
1
2
3
4
4

5

2018

TOC NH3-N PH SS BOD
SO2 NOX

TOC NH3-N PH SS BOD

1

	1,586,025	0.23%				18,072,206	18,072,206	19,658,231	2.85%
3	1,586,025	0.23%				18,072,206	18,072,206	19,658,231	2.85%
	1,586,025	0.23%				18,072,206	18,072,206	19,658,231	2.85%
	690,256,475	99.77%				-19,914,706	-19,914,706	670,341,769	97.15%
1	690,256,475	99.77%				-19,914,706	-19,914,706	670,341,769	97.15%
	691,842,500	100.00%				-1,842,500	-1,842,500	690,000,000	100.00%

1 19,842,500 2.87% 1,842,500
18,000,000 2018 8 17 2018
691,842,500 690,000,000
2 200,000 75,000 50,000
3 1 1 2018 8 7
2018 8 16

1 18 2018
2 26 2018

2018 10 17 2018 348
1,800 2018 10 18

2018 5 11				2018 5 11	2018
8 23		20,000			
		14.00 /			2018 5
17	2017		13.92 /		2018 2 4
		2018 2 23	2018		2018 5 16
2018 6 1	2018 7 3			2018 7 13	2018 7 20
	1%		2%		
2018 7 9		2018 7 25	2018		
2018 7 28			2018 5 15		
2018 7 27		2018 5 15	7 28		19,842,500
	2.87%		13.91 /	11.08 /	245,747,374.10
		1,842,500		18,000,000	

	0		37,500	37,500		
	112,500			112,500		
	65,625	16,406		49,219		
	54,375	13,594		40,781		
	75	75		0		
	459,375	114,844		344,531		
	412,500			412,500		
	375,000			375,000		
	106,575	26,625		79,950		
	1,586,025	171,544	18,243,750	19,658,231	--	--

1

2

3

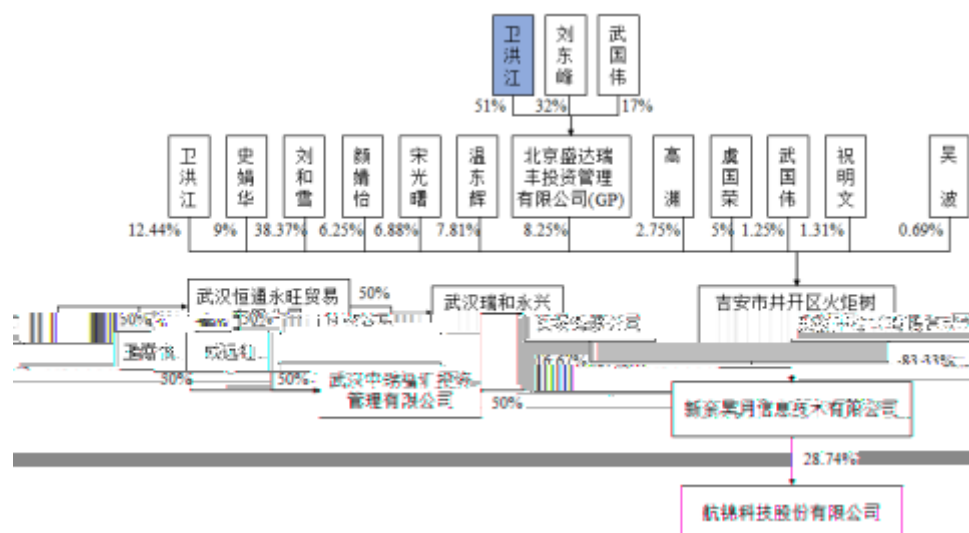
1

	38,354		38,553	8	0	8	0
5%		10					
		28.74%	198,300,000	0	0	198,300,000	198,300,000
		4.02%	27,740,000	-6,910,000	0	27,740,000	
		3.79%	26,169,637	5,802,594	0	26,169,637	
		1.41%	9,734,367	0	0	9,734,367	
		1.25%	8,654,901	0	0	8,654,901	8,654,901
		1.13%	7,797,668	2,165,800	0	7,797,668	7,797,668

10			
		198,300,000	198,300,000
		27,740,000	27,740,000
		26,169,637	26,169,637
		9,734,367	9,734,367
		8,654,901	8,654,901
		7,797,668	7,797,668
		7,363,020	7,363,020
	5	5,403,000	5,403,000
		4,680,000	4,680,000
		3,833,606	3,833,606
10			
10	10		

3

10			





				49	2017 11 14	2019 07 28	0	2,200,000			2,200,000
				47	2017 11 27	2019 07 28	0	1,500,000			1,500,000
				51	2018 07 10	2019 07 28	0	1,575,000			1,575,000
				58	2016 07 28	2019 07 28	0				0

					07 28	07 28					
					2016 31 11 25	2019 07 28	0				0
					2015 49 03 26	2019 07 28	0				0
					2016 47 07 28	2019 07 28	0				0

2017 2019

04 02 07 28



--	--	--	--	--	--	--	--	--	--	--	--	--

2018 2019
52 03 28

2015 8
2015 11 2018 6
2018 7 2018 7 25
2016 7 28
44
2016 11 25
1998 2000 2000 2002
2002 2006 2006 2010
2010
2017 10 9 1976
2006 -2015
2016 2016 7 28
2013 18
1989 1994 2008
1999 /
2016 7 28
A
2017 10 9
1998 2001 2001 11
2011 9
2016 7 28
2011 2014 2014 10 2016
1
2016 7 28
2010 , 2013 1 2013 12 ,
2014 1 2016 11 25
2015 3 26
2016 7 28
2016 7 28
1990 PVC/VCM
PVC
2010 9 2012 6 2013 2 2015 3 2015 3 25 2016
5 25 2017 4 2

			49		201.35	
			47		91.1	
			51		120.55	
			58			
			61			
			42			
			63			
			51			
			45			
			40			
			31			
			31			
			49		11.14	
			47		11.67	
			51		105.15	
			56		120.95	
			47		80.3	
			50		71.5	
			53		99.18	
			51		79.8	
			44		71.1	
			36		74.1	
			43		80.9	

			45		71.4	
			52		39.79	
			50		78.65	
			50		74.29	
	--	--	--	--	1,482.92	--

				/	/				/	
								2,000,000	6.2	2,000,000
								1,500,000	6.2	1,500,000
								1,500,000	6.2	1,500,000
								150,000	6.2	150,000
								100,000	6.2	100,000
								1,000,000	6.2	1,000,000
								100,000	6.2	100,000
								200,000	6.2	200,000
								150,000	6.2	150,000
								150,000	6.2	150,000
								600,000	6.2	600,000
								150,000	6.2	150,000
								150,000	6.2	150,000
								1,000,000	6.2	1,000,000
	--	0	0	--	--	0	0	8,750,000	--	8,750,000

1

	3,916
--	-------

“ ”

1

2

3

4

5

1

2018		40.40%	2018 02 23	2018 02 24	http://www.cninfo.co

					m.cn 2018-013
2017		39.55%	2018 03 20	2018 03 21	http://www.cninfo.com.cn 2018-049
2018		39.48%	2018 07 25	2018 07 26	http://www.cninfo.com.cn 2018-091
2018		36.76%	2018 08 16	2018 08 17	http://www.cninfo.com.cn 2018-111

2

1

	16	15	1	0	0		4
	16	14	2	0	0		4
	16	14	2	0	0		4

2

3

1

2017

2

3

4

1

2

1

2

	2019 04 16	
	2018	http://www.cninfo.com.cn
		100.00%
		100.00%
	1 a.	1
	b.	
	c.	2
	d.	
	2 a.	3
	b.	
	c.	
	d.	
	3	
	1	1
	1	1
	5% 2	5% 2
	1% 2	1% 2
	1	1
	3% < 5% 2	3% < 5% 2
	0.5% < 1% 3	0.5% < 1% 3
	1	

	< 3% 2	1	< 3%
	<	2	< 0.5%
			0
			0
			0
			0

	2019 04 16
	2018 http://www.cninfo.com.cn

	2019 04 15
	[2019]1344

2018 () 2018 12 31

2018 12 31

2018

“ ”

()

1)

“ () ” “ ”
881,256,997.22 , 21.09%

2)

()
 1) “ ”() “ ”()
 2018 33.68 4.02

() ,
 2)

() “ ”() “ ”() 2018 12 31
 457,699,183.44 44,438,184.00 169,968,812.63

2)

() “ ”() () () “ ”() “
 ” 2018 2018 12 31
 1,795.00 76,194,370.37
 2018 16,705,285.93

2)

2018

() 2018

()

()

()

()
()
()

() ()
()

()

1

2018 12 31

	281,848,623.01	124,845,082.21
	626,554,851.73	475,814,149.51
	213,293,852.29	247,842,399.91
	413,260,999.44	227,971,749.60
	47,113,163.62	22,612,665.65
	19,136,003.23	2,851,453.32
	323,820,588.44	192,962,407.73
	51,714,552.48	25,948,998.28
	1,350,187,782.51	845,034,756.70
		20,000,000.00

	1,323,579,074.64	1,383,784,023.35
	57,026,193.52	81,759,886.84
	529,804,566.62	544,364,365.71
	881,256,997.22	862,127,447.92
	36,480,392.63	35,543,320.32
	24,077,532.10	28,631,024.48
	19,208,302.00	997,299.56
	2,871,433,058.73	2,957,207,368.18
	4,221,620,841.24	3,802,242,124.88
	497,365,618.41	150,000,000.00
	503,605,645.51	357,604,991.99
	52,938,298.93	50,189,630.17
	67,927,140.34	82,648,769.85
	84,114,200.34	162,138,197.70
	526,085,789.31	361,669,021.83
	908,244.66	219,504.59
		15,527,867.12

	1,732,036,692.84	1,164,250,611.54
	19,529,261.10	21,528,504.14
	4,923,705.18	10,973,398.27
	24,452,966.28	32,501,902.41
	1,756,489,659.12	1,196,752,513.95
	690,000,000.00	691,842,500.00
	883,998,524.93	1,293,068,953.25
	111,600,000.00	
	120,065,315.46	81,464,034.09
	839,852,001.83	430,495,267.72
	2,422,315,842.22	2,496,870,755.06
	42,815,339.90	108,618,855.87
	2,465,131,182.12	2,605,489,610.93
	4,221,620,841.24	3,802,242,124.88

2

	186,998,689.21	56,766,323.22
	61,678,854.25	83,043,939.35
	34,479,018.20	63,789,374.70
	27,199,836.05	19,254,564.65
	26,259,908.15	18,013,345.73
	112,896,289.25	8,632,289.01
	151,199,577.85	133,891,111.69
	2,000,000.00	
	541,033,318.71	300,347,009.00
		20,000,000.00
	1,571,558,332.28	1,182,379,036.83
	1,147,781,533.38	1,210,179,215.94
	53,317,280.84	70,305,226.74
	498,134,677.74	511,419,480.09
	30,424,357.45	28,358,460.39

	11,283,961.35	25,651,500.58
		542,661.56
	3,312,500,143.04	3,048,835,582.13
	3,853,533,461.75	3,349,182,591.13
	430,000,000.00	150,000,000.00
	229,298,810.69	151,230,093.88
	37,983,429.41	46,803,292.28
	54,973,922.00	71,591,623.44
	49,587,462.95	124,048,981.36
	505,169,871.71	353,414,625.51
	835,818.00	219,504.59
	1,307,013,496.76	897,088,616.47
	11,618,535.77	13,060,174.81
	2,765,206.28	8,529,902.43
	14,383,742.05	21,590,077.24
	1,321,397,238.81	918,678,693.71

	690,000,000.00	691,842,500.00
	1,180,620,449.18	1,296,211,037.35
	111,600,000.00	
	119,966,315.55	81,365,034.18
	653,149,458.21	361,085,325.89
	2,532,136,222.94	2,430,503,897.42
	3,853,533,461.75	3,349,182,591.13

3

	3,825,349,409.14	3,400,920,321.33
	3,825,349,409.14	3,400,920,321.33
	1,818,720.84	2,177,576.02
	3,317,263,249.01	3,107,610,461.61
	2,839,762,851.11	2,633,806,904.97
	62,219,539.53	62,238,845.90
	103,110,590.36	82,419,887.16
	244,600,359.59	282,076,707.22

	24,482,297.10	7,509,770.84
	24,771,009.01	1,555,748.17
	24,968,625.66	4,361,803.36
	1,818,720.84	2,177,576.02
	18,316,602.31	38,002,597.35
	5,387,980.14	1,620,567.35
“ ”	103,972,662.25	5,229,927.74
“ ”		
“ ”		
“ ”	-589,530.54	-7,333,867.78
“ ”	616,857,271.98	292,826,487.03
	1,111,088.31	30,895,446.82
	1,306,247.78	8,296,161.30
“ ”	616,662,112.51	315,425,772.55
	99,640,053.15	53,209,584.84
“ ”	517,022,059.36	262,216,187.71
“ ”	518,145,838.80	262,216,187.71
“ ”	-1,123,779.44	
	503,305,415.48	255,541,980.85
	13,716,643.88	6,674,206.86
1.		

2.		
1.		
2.		
3.		
4.		
5.		
6.		
	517,022,059.36	262,216,187.71
	503,305,415.48	255,541,980.85
	13,716,643.88	6,674,206.86
	0.73	0.37
	0.73	0.37

4

	3,337,674,771.79	3,225,618,238.07
	2,582,002,810.61	2,526,559,939.89
	54,895,445.46	58,299,817.10
	104,858,007.39	92,242,062.90
	206,475,545.18	254,865,854.60
	6,982,269.10	6,744,174.34

	22,918,993.21	1,844,205.79
	16,772,306.86	1,411,531.58
	2,396,022.68	2,059,895.87
	8,875,922.89	31,884,327.53
	1,442,709.04	1,441,639.04
“ ”	107,882,821.54	5,229,927.74
“ ”		
“ ”	-831,958.38	-7,554,806.42
“ ”	459,159,350.15	252,294,616.28
	455,916.77	29,286,852.95
	217,939.22	7,956,324.91
“ ”	459,397,327.70	273,625,144.32
	73,384,514.01	43,866,834.57
“ ”	386,012,813.69	229,758,309.75
“ ”		
“ ”		
1.		
2.		
1.		
2.		

3.		
4.		
5.		
6.		
	386,012,813.69	229,758,309.75

5

	3,728,864,857.10	3,257,491,664.46
	7,603,339.71	5,094,374.34
	13,764,460.17	20,962,419.79
	3,750,232,656.98	3,283,548,458.59
	2,218,845,142.40	1,960,191,194.14

	471,439,625.51	554,946,644.51
	449,446,610.95	247,670,393.75
	207,784,123.54	41,731,981.25
	3,347,515,502.40	2,804,540,213.65
	402,717,154.58	479,008,244.94
		202,229,927.74
	3,395,355.46	3,000,000.00
	6,719,414.05	3,913,725.11
	13,738,708.54	
	173,000,000.00	
	196,853,478.05	209,143,652.85
	73,275,697.59	33,741,642.21
	55,393,400.00	150,000,000.00
	55,719,693.71	732,911,904.38
	91,000,000.00	
	275,388,791.30	916,653,546.59
	-78,535,313.25	-707,509,893.74
	111,600,000.00	3,047,097.00
	706,445,618.41	153,000,000.00

	818,045,618.41	156,047,097.00
	381,360,000.00	3,000,000.00
	88,986,072.83	47,671,977.91
	515,738,374.10	174,000.00
	986,084,446.93	50,845,977.91
	-168,038,828.52	105,201,119.09
	840,700.03	980,137.64
	156,983,712.84	-122,320,392.07
	97,528,107.42	219,848,499.49
	254,511,820.26	97,528,107.42

6

	3,333,708,808.65	3,161,748,605.51
	15,392,297.65	13,668,080.73
	3,349,101,106.30	3,175,416,686.24
	2,039,150,871.45	1,934,115,497.69
	400,491,294.85	482,832,831.83
	369,094,921.27	222,739,387.71
	139,345,908.53	79,954,226.25
	2,948,082,996.10	2,719,641,943.48
	401,018,110.20	455,774,742.76
		202,229,927.74
	3,200,000.00	3,000,000.00

	6,439,541.09	3,678,581.42
	15,000,000.00	
	164,000,000.00	
	188,639,541.09	208,908,509.16
	56,068,950.70	35,641,838.75
	345,393,400.00	160,091,927.45
		752,324,550.00
	152,000,000.00	
	553,462,350.70	948,058,316.20
	-364,822,809.61	-739,149,807.04
	111,600,000.00	3,047,097.00
	650,000,000.00	150,000,000.00
	761,600,000.00	153,047,097.00
	370,000,000.00	
	71,503,393.45	33,698,302.99
	245,738,374.10	
	687,241,767.55	33,698,302.99
	74,358,232.45	119,348,794.01
	13,099.64	-14,469.02
	110,566,632.68	-164,040,739.29
	49,095,253.78	213,135,993.07
	159,661,886.46	49,095,253.78

	691,84 2,500. 00				1,293,0 68,953. 25				81,464, 034.09		430,495 ,267.72	108,618 ,855.87	2,605,4 89,610. 93
	691,84 2,500. 00				1,293,0 68,953. 25				81,464, 034.09		430,495 ,267.72	108,618 ,855.87	2,605,4 89,610. 93
	-1,842 ,500.0 0				-409,07 0,428.3 2	111,600 ,000.00			38,601, 281.37		409,356 ,734.11	-65,803, 515.97	-140,35 8,428.8 1
											503,305 ,415.48	13,716, 643.88	517,022 ,059.36
	-1,842 ,500.0 0				-115,59 0,588.1 7	111,600 ,000.00							-229,03 3,088.1 7
1					-132,29 5,874.1 0								-132,29 5,874.1 0
2													
3					16,705, 285.93	111,600 ,000.00							-94,894, 714.07
4	-1,842 ,500.0 0												-1,842,5 00.00

									38,601, 281.37		-93,948, 681.37		-55,347, 400.00
1									38,601, 281.37		-38,601, 281.37		
2													
3											-55,347, 400.00		-55,347, 400.00
4													
1													
2													
3													
4													
5													
1								8,738,4 76.08					8,738,4 76.08
2								8,738,4 76.08					8,738,4 76.08
					-293,47 9,840.1 5							-79,520, 159.85	-373.00 0,000.0 0
	690,00 0,000. 00				883,998 ,524.93	111,600 ,000.00			120,065 ,315.46		839,852 ,001.83	42,815, 339.90	2,465,1 31,182. 12

	691,23 1,090. 00				1,290,6 98,519. 18				58,488, 203.11		230,435 ,393.85	48,624, 536.68	2,319,4 77,742. 82
	691,23 1,090. 00				1,290,6 98,519. 18				58,488, 203.11		230,435 ,393.85	48,624, 536.68	2,319,4 77,742. 82
	611,41 0.00				2,370,4 34.07				22,975, 830.98		200,059 ,873.87	59,994, 319.19	286,011 ,868.11

1													
2													
3													
4													
5													
1								6,670,380.69					6,670,380.69
2								6,670,380.69					6,670,380.69
	691,842,500.00				1,293,068,953.25			81,464,034.09		430,495,267.72	108,618,855.87		2,605,489,610.93

8

	691,842,500.00				1,296,211,037.35					81,365,034.18	361,085,325.89		2,430,503,897.42

	691,842, 500.00				1,296,211 ,037.35				81,365,03 4.18	361,085 ,325.89	2,430,503 ,897.42
“ ”	-1,842,5 00.00				-115,590, 588.17	111,600,0 00.00			38,601,28 1.37	292,064 ,132.32	101,632,3 25.52
										386,012 ,813.69	386,012,8 13.69
	-1,842,5 00.00				-115,590, 588.17	111,600,0 00.00					-229,033, 088.17
1					-132,295, 874.10						-132,295, 874.10
2											
3					16,705,28 5.93	111,600,0 00.00					-94,894,7 14.07
4	-1,842,5 00.00										-1,842,50 0.00
									38,601,28 1.37	-93,948, 681.37	-55,347,4 00.00
1									38,601,28 1.37	-38,601, 281.37	
2										-55,347, 400.00	-55,347,4 00.00
3											
1											
2											
3											
4											
5											

1								8,738,476 .08			8,738,476 .08
2								8,738,476 .08			8,738,476 .08
	690,000, 000.00				1,180,620 ,449.18	111,600,0 00.00			119,966,3 15.55	653,149 ,458.21	2,532,136 ,222.94

	691,231, 090.00				1,293,775 ,350.35				58,389,20 3.20	186,809 ,123.12	2,230,204 ,766.67	
	691,231, 090.00				1,293,775 ,350.35				58,389,20			

1									22,975,830.98	-22,975,830.98	
2										-32,506,276.00	-32,506,276.00
3											
1											
2											
3											
4											
5											
1								6,670,380.69			6,670,380.69
2								6,670,380.69			6,670,380.69

	207,046,969.00	60.90%	12,240.00	36.00%
2007 3 19				10,553,031.00
		34,000.00	207,046,969.00	60.90%
	207,046,969.00	60.90%	132,953,031.00	39.10%
2008		6,120,000.00	2008 12 31	34,000.00
	190,046,969.00	55.90%	190,046,969.00	55.90%
	149,953,031.00	44.10%	13,940,000.00	4.10%
2009		13,860,000.00	2009 12 31	34,000.00
	190,046,969.00	55.90%	190,046,969.00	55.90%
	149,953,031.00	44.10%	80,000.00	0.02%
2010 3 19		() (2010)	00001
2010 3 19			2010 6 4	
2010 7 30			2.33	190,126,969.00
2010 10				
2011 1 25		34,000.00	10 10	10 10
68,000.00			“	”
266,177,757.00		39.14%		
2015 11 13				
66,000,000.00	(9.71%)		
	200,177,757.00		29.44%,	
66,000,000.00			200,177,757.00	
39.14%				
2016 7 6			198,300,000.00	
	68,000.00			198,300,000.00
	29.16%	66,000,000		
1,877,757		9.98%		
2016 7 6				
			158	1,059.25
			220.00	2016 8 17
7 7	2016 12 31		1,123.11	2017 1 1
	611,410.00			2017 7 7
2018 4				
2018 5 15 7 28			19,842,500.00	2.87%
1,842,500.00	1,842,500.00	2018 8 20		27
	2018		2018 8 21	
384	18,000,000.00		18,000,000.00	
2018			171,469.00	
243,750.00				
	2018 12 31	69,000.00	1	1,965.82
	2.85%	67,034.18	97.15%	19,830.00
	28.74%			
	[] []		() []	1,2

[5%] () [] 1,4 ()

D1 D2 GB2(2) GC2 ()

()

()

“ ” () ()

) () ()

(); () ()

() 2001-251)

()

91211400123728536M 1

2018 2019 4 15 3 1

13

1

15 — (“ ”)

(2014)

2

12

1

2

1 1 12 31

3

12

4

5

1

()

()

2

12

12

28 —

12

“ ”

(1)

(2)

(3)

(4)

“ ”

“ ”

3

6

1

()

2

3

4

()

2 —

22 —

“ ” “ ”

5

“ ”

“()

()

7

“

”

1

2

3

4

5

()

8 —

8

3)

(

9

1 ()

2 (1)

(2)

() (3)

10

1

(1)

1) 2)

3)

1)

2)

()

(2)

()

()

()

(3)

(4)

) (

2

(1)

(2)

(3)

(1)

(2)

(1)

(2)

3

(1)

(2)

(3)

13 ——

14 ——

4

()

)

(

(

)

5

()

()

(1)

(2)

(3)

(4)

6

7

“ ”

8

(1)

(2)

(3)

(4)
(6)

(5)

(7)
(8)

(1)

(9)

)

(

(2)

9

11**1**

	1000	100

2

1 1	5.00%	5.00%
1 2	10.00%	10.00%
2 3	15.00%	15.00%
3 4	20.00%	20.00%
4 5	30.00%	30.00%
5	50.00%	50.00%

5

(1)

(2)

6

13

1

42

42

42

3

(1)

(2)

14

1

“ ”

2

(1)

“ ” “ ” “ ”

(2)

“ ” “ ”

“ ”

(3)

37 ——

22 ——

3

(1)

(2)

20 ——

4

(1)

(2)

22 ——

15

1

(

)

2

3

4.

5

16**1**

1

(1)

(2)

(1)

(2)

2

3

2

		10-40	3.00-5.00	2.38-9.70
		2-25	3.00-5.00	3.80-48.50
		5-15	3.00-5.00	6.33-19.40

2-10

(3)

(4)

17

1

2

18

1

2

(1)

1)

2)

3)

(2)

3

(3)

3

(

)

()

19

20

21

1

1

2

(1)

(2)

(3)

(4)

(5)

(6)

(7)

:

		()
		6-10
		3-5
		35-65

2

(3) (1) (2)
(4)
(5)

22

1
2
3
4
5
6
() ()
7

“ ”

23

24

1

“ ” “ ”

2

(1)

()

(2)

1)

2)

3)

1) 2)

3)

3

()

()

4

“

”

25

3

1

2

()

()

26

1

()

2

(1)

(2)

3

27

28

1

(1)

1)

2)

3)

4)

5)

(2)

(

)

(3)

(4)

1)

2)

3)

4)

5)

2

,

FOB

29

1

(1)

(2)

(3)

1)

2)

2

(1)

()

(2)

(3)

(4)

()

3

(1)

(2)

(1)

(2)

(3)

30 /

1

(1) (2)

(1)

(2)

(1)

(2)

) (

2

31

1

“ ”

(1)

(2)

2

32

1

21 —

2

3

4

5

()

6

()

7

8

()

9

10

11

12

13

14

“ ”

33

1

--	--	--

(1)

1)

2018 6 15 2018 2018 ([2018]15
 “ ”) “ ”
 ” “ ”
 30 — 2018/2017
 2017 “ ”7,509,770.84 “
 ”7,509,770.84 2017 “ ”6,744,174.34 “
 ”6,744,174.34

2)

2018 9 5 2018 ()

“ ”

30 — 2018/2017
 2017

(2)

2

34

()

()

()

()

()
()

()

1

(1)

(2)

(3)

2

1

		<p>3% 5% 6% 10% 11% 16% 17%</p> <p>" "</p> <p>5%-17%</p>
		7%

3.

1

<

>

[2018]2458

2018 4 9

2018 3 29

2018 3 12

300,000.00

2

<

>

89

140

334,769.00 ,

5,021,535.00 ,

418,461.25

4.

2017 8 1

229,968.42

2017 7 1

2018 6 30

[2008]62

2018 6 28

26,998,995.25

226,791.59

2018 7 1

2019 6 30

3

1

	35,344.01	322,609.59
	254,476,476.25	97,205,497.83
	27,336,802.75	27,316,974.79
	281,848,623.01	124,845,082.21

1

22,306,802.75

5,030,000.00

2

“ ”

2

--	--	--

3

4

	213,293,852.29	247,842,399.91
	413,260,999.44	227,971,749.60
	626,554,851.73	475,814,149.51

1

1)

	56,474,629.88	192,956,552.37
	156,819,222.41	54,885,847.54
	213,293,852.29	247,842,399.91

2)

		19,450,000.00
		19,450,000.00

3)

	408,406,615.32	
		45,750,608.00
	408,406,615.32	45,750,608.00

4)

			(%)
	22,795,983.80	2,143,474.84	9.40
	3,103,928.69	282,093.50	9.09
	25,899,912.49	2,425,568.34	9.37

2

1)

	15,365,0	3.36%	15,365,0	100.00%					
	61.64		61.64						

1			
1	356,386,895.53	17,819,344.78	5.00%
1 2	72,615,985.99	7,261,598.60	10.00%
2 3	2,570,985.96	385,647.89	15.00%
3 4	7,960,039.23	1,592,007.85	20.00%
4 5	465,305.97	139,591.79	30.00%
5	919,955.37	459,977.70	50.00%
	440,919,168.05	27,658,168.61	6.27%

2)

9,193,061.09

--	--	--

3)

--	--

--	--	--	--	--	--

4)

				(%)	
	53,178,142.00	1	30,131,000.00	1-2	11.62
					3,811,264.20

		23,047,142.00		
	50,960,697.25	47,738,732.25	1-2	11.13
		3,221,965.00		2,709,133.11
Z	31,343,959.50			6.85
	28,657,390.00			6.26
	22,508,951.00	16,465,924.00	1-2	4.92
		6,043,027.00		1,427,598.90
	186,649,139.75			40.78
				10,948,063.69

5)

6)

7

			(%)
	614,429.07	614,429.07	100.00
	303,646.80	303,646.80	100.00
	88,944.51	88,944.51	100.00
	88,263.53	88,263.53	100.00
	83,729.24	83,729.24	100.00
	80,611.47	80,611.47	100.00
	64,156.65	64,156.65	100.00
	39,672.00	39,672.00	100.00
	34,474.78	34,474.78	100.00
	11,730.20	11,730.20	100.00
	5,295.50	5,295.50	100.00
	1,414,953.75	1,414,953.75	100.00

8

“ ”

5

1

1	46,130,493.08	97.91%	21,681,464.70	95.88%
1 2	274,321.93	0.58%	560,850.95	2.48%
2 3	375,818.93	0.80%	1,800.00	0.01%
3	332,529.68	0.71%	368,550.00	1.63%
	47,113,163.62	--	22,612,665.65	--

1

2

			(%)	
	7,590,403.97	1	16.11	
	6,150,000.00	1	13.05	
	5,164,924.30	1	10.96	
	3,337,963.87	1	7.08	
	2,823,461.20	1	5.99	
	25,066,753.34		53.19	

1

6

--	--	--

	19,136,003.23	2,851,453.32
	19,136,003.23	2,851,453.32

1

1)

--	--	--

2)

--	--	--	--	--

2

1)

()		
-----	--	--

2)

1

()				
-----	--	--	--	--

3

1)

	4,798,206.35	17.78%	4,798,206.35	100.00%		4,798,206.35	53.16%	4,798,206.35	100.00%	
	20,971,357.13	77.72%	1,835,353.90	8.75%	19,136,003.23	3,014,929.81	33.40%	163,476.49	5.42%	2,851,453.32

	1,212,942.00	4.50%	1,212,942.00	100.00%		1,212,942.00	13.44%	1,212,942.00	100.00%	
	26,982,505.48	100.00%	7,846,502.25	29.08%	19,136,003.23	9,026,078.16	100.00%	6,174,624.84	68.41%	2,851,453.32

	4,798,206.35	4,798,206.35	100.00%	
	4,798,206.35	4,798,206.35	--	--

1				
1	15,613,264.78	780,663.27	5.00%	
1 2	2,210,452.99	221,045.29	10.00%	
2 3	1,928,930.40	289,339.56	15.00%	
3 4	214,828.96	42,965.79	20.00%	
4 5	3,000.00	900.00	30.00%	
5	1,000,880.00	500,440.00	50.00%	
	20,971,357.13	1,835,353.90	8.75%	

2)

748,687.10

--	--	--

3)

--	--

--	--	--	--	--

7)

8)

9

			(%)	
	431,200.00	431,200.00	100.00	
	137,063.90	137,063.90	100.00	
	125,000.00	125,000.00	100.00	
	90,000.00	90,000.00	100.00	
	429,678.10	429,678.10	100.00	
	1,212,942.00	1,212,942.00		

10

“ ”

7

1

3 —

“ ”

--	--	--	--	--	--	--	--	--	--	--	--

“ ”

--	--	--

--	--	--	--	--	--	--	--

“ ” “ ” “ ”

--	--	--	--	--

11 —

2

3

4

--	--	--	--

5

--	--

4 —

6

	98,850,070.73	3,867,203.99	94,982,866.74	96,665,381.48	4,224,985.95	92,440,395.53
	58,541,398.31	295,087.15	58,246,311.16	37,742,605.83	784,781.94	36,957,823.89
	148,314,157.97	18,073,681.81	130,240,476.16	42,956,272.40	2,610,887.29	40,345,385.11
	30,632,805.35	635,522.72	29,997,282.63	9,855,659.71		9,855,659.71
	5,192,388.50		5,192,388.50	10,448,301.18		10,448,301.18
	4,304,307.17		4,304,307.17			
	856,956.08		856,956.08	29,148,423.10	26,233,580.79	2,914,842.31

8

9

--	--

8

--	--	--	--	--

9

--	--	--


10

	35,104,173.66	23,184,615.46
	2,610,378.82	2,764,382.82
	14,000,000.00	
	51,714,552.48	25,948,998.28

11

1

				20,000,000.00		20,000,000.00



2

--	--	--	--	--

3

13

1

2

3

14

15

1

2

3

--	--	--

16

	1,323,579,074.64	1,383,784,023.35
	1,323,579,074.64	1,383,784,023.35

1

1.	1,194,320,660.71	2,599,457,868.35	104,652,237.51	108,679,138.82	4,007,109,905.39
2.					
1	233,809.19	18,819,658.73	5,511,631.69	2,865,081.78	27,430,181.39
2	18,298,280.59	31,851,378.43	837,804.72	5,783,099.53	56,770,563.27
3	270,000.00	5,735,626.00	2,560,522.52	3,708,666.45	12,274,814.97
3.					
1	4,464,920.15	42,441,227.92	1,237,776.92	1,050,935.58	49,194,860.57
2			547,130.27	1,920,418.49	2,467,548.76
4.	1,208,657,830.34	2,613,423,303.59	111,777,289.25	118,064,632.51	4,051,923,055.69
1.	606,108,915.34	1,797,038,157.81	62,177,843.68	88,950,663.36	2,554,275,580.19
2.					

7.76	4,225,396.28	140,429,662.23
5.04	2,998,788.55	9,442,427.75
0.75	875,385.16	40,922,158.34
3.31	1,554,101.97	1,829,565.28
2.42	93,745,361.06	2,661,395,946.55
4.37	529,461.89	69,050,301.85
		2,102,267.35
4.37	529,461.89	66,948,034.50
2.46	23,789,809.56	1,323,579,074.64
9.46	19,199,013.57	1,383,784,023.35

4

--	--

5

	55,684,767.04	

6

--	--	--

(1) 140,413,690.85 56,770,563.27
 1,680,102,506.74 2018 12
 2018 5

(2)

(3)

(4)

(5) “ ”

17

	57,026,193.52	81,759,886.84
	57,026,193.52	81,759,886.84

1

4#5#	17,781,612.80		17,781,612.80	11,703,511.75	11,703,511.75

34,921.79

04,799.15

51,188.88

1500m3/ h	60,000,0 00.00		12,425,2 48.35			12,425,2 48.35	20.71%	20.71				
	4,300,00 0.00	6,409,66 4.96		6,409,66 4.96			149.06%	100.00				
/	297,720, 000.00	5,989,93 1.76	148,592. 49	5,681,32 5.80	457,198. 45		59.59%	100.00				
	25,000,0 00.00	5,404,79 9.15		2,783,72 9.09		2,621,07 0.06	10.84%	100.00				
SIP	65,000,0 00.00	3,440,13 6.75		3,440,13 6.75			5.29%	100.00				
1#	3,820,00 0.00	2,674,00 0.00	1,672,41 7.03	4,346,41 7.03			113.78%	100.00				
	488,813, 000.00	35,622,0 44.37	20,324,3 58.92	22,661,2 73.63	457,198. 45	32,827,9 31.21	--	--				--

3

									2012			
								2,621,070.06				
								2,621,070.06			--	

4

18

1

2

19

20

1

1.	691,963,671.11	46,704,546.66		1,011,388.29	739,679,606.06
2.					
1				1,303,471.32	1,303,471.32
2					
3				540,412.04	540,412.04
3.					
1					
2				1,089,771.83	1,089,771.83

4.	691,963,671.11	46,704,546.66		1,765,499.82	740,433,717.59
1.	148,076,619.79	46,704,546.66		534,073.90	195,315,240.35
2.					
1	15,257,831.88			153,356.05	15,411,187.93
2				480,929.73	480,929.73
3.					
1					
2				578,207.04	578,207.04
4.	163,334,451.67	46,704,546.66		590,152.64	210,629,150.97
1.					
2.					
1					
3.					
1					
4.					
1.	528,629,219.44			1,175,347.18	529,804,566.62
2.	543,887,051.32			477,314.39	544,364,365.71

2

--	--	--

(1) 15,411,187.93 2018 12
2018 5

(2)

(3) “ ”

(4)

21

--	--	--	--	--

22

1

	504,305,534.66				504,305,534.66
	357,821,913.26				357,821,913.26
		19,129,549.30			19,129,549.30
	862,127,447.92	19,129,549.30			881,256,997.22

2

--	--	--	--

	33,800,668.57	57,269,095.86	2,778,724.68

(1)

	504,305,534.66	357,821,913.26	19,129,549.30
	-	-	-
-	504,305,534.66	357,821,913.26	19,129,549.30
	216,130,943.43	-	-
	=	720,436,478.09	357,821,913.26
+			
	720,436,478.09	357,821,913.26	19,129,549.30
	33,800,668.57	57,360,741.00	12,262,934.97
	= +	754,237,146.66	415,182,654.26
		851,465,400.00	438,277,215.66
	(0) = -	-	-
		-	-

(2)

()

2019 3 31

(2019)0051

2019 3 31

(2019)0071

()

2019 3 31

(2019)0072

1)

1.1

1.2

2)

	2019 -2023	[1]	0.00%		13.20%
	2019 -2023	[2]	0.00%		13.20%
	2019 -2023	[3]	0.00%		14.70%

[1]

2020 2023

2019 8.26%

6.64% 5.97% 4.87% 4.13% 2024

[2]

SMT

2019 5.45% 2020 2023
 3.65% 3.00% 2.00% 1.00% 2024

[3]

2019 5.40% 2020 2023 2019 5.00% 4.20% 4.16%
 2.08% 2024

\	2017	2018	2019
	69,000,000.00	90,000,000.00	109,360,000.00
	69,108,955.58	90,177,045.97	-
	36,000,000.00	43,200,000.00	51,840,000.00
	37,017,259.89	43,383,910.98	-

23

	15,874,859.43	3,310,964.10	4,254,409.25		14,931,414.28
-	7,733,201.01	5,910,584.97	4,813,346.41		

		816,627.32	408,313.66		408,313.66
	207,711.59	220,538.62	175,089.07		253,161.14
	99,330.34	15,750.00	41,182.76		73,897.58
		135,849.06	135,849.06		
PKPM	11,242.00		4,635.00	6,607.00	
		667,822.60	220,905.14	446,917.46	
	35,543,320.32	15,372,186.02	13,981,589.25	453,524.46	36,480,392.63

2018 5

24 /

1

	31,696,103.98	5,943,323.61	13,676,952.50	2,341,998.88
	22,871,495.67	4,917,953.14	33,854,235.97	8,276,734.03
	2,621,070.06	655,267.51		
	66,948,034.50	10,042,205.18	69,050,301.85	17,262,575.46
	10,075,130.64	2,518,782.66	2,998,864.45	749,716.11
	134,211,834.85	24,077,532.10	119,580,354.77	28,631,024.48

2

	14,439,389.81	2,158,498.90	16,289,972.27	2,443,495.84
	18,434,708.53	2,765,206.28	34,119,609.73	8,529,902.43
	32,874,098.34	4,923,705.18	50,409,582.00	10,973,398.27

3

		24,077,532.10		28,631,024.48
		4,923,705.18		10,973,398.27

4

		8,944,726.10	21,546,579.17
		27,755,777.31	34,685,580.99
		36,700,503.41	56,232,160.16

5

2018		18,555,590.37	
2021	3,588,537.30	3,588,537.30	
2022	12,541,453.32	12,541,453.32	
2023	11,625,786.69		
	27,755,777.31	34,685,580.99	--

25

	1,208,302.00	997,299.56
[]	18,000,000.00	
	19,208,302.00	997,299.56

[] 2018 8 31

800

2018 12

31

5000

11.9048%

2018 12 31

1000

26

1

	330,000,000.00	150,000,000.00
	10,920,000.00	

	503,605,645.51	357,604,991.99
--	----------------	----------------

1

	49,820,293.87	5,000,000.00
	1,051,103.00	35,066,685.36
	50,871,396.87	40,066,685.36

40,000.00

2

1	347,439,529.57	220,858,861.86
1-2	89,480,238.20	90,387,458.65
2-3	10,606,262.48	3,242,963.74
3	5,208,218.39	3,049,022.38
	452,734,248.64	317,538,306.63

3**1**

	59,546,174.19	
B	23,583,594.77	
	83,129,768.96	--

“ ”

30**1**

1	50,428,166.62	47,858,431.28

	279,491.54	1,443,846.04	1,713,654.25	9,683.33
4	2,084,646.00	28,261,605.21	28,120,794.21	2,225,457.00
5	15,740.47	1,759,592.70	832,427.00	942,906.17
	71,189,616.92	400,840,247.30	404,470,222.46	67,559,641.76

33

	908,244.66	219,504.59
		15,527,867.12
	525,177,544.65	345,921,650.12
	526,085,789.31	361,669,021.83

1

	908,244.66	219,504.59
	908,244.66	219,504.59

--	--	--

2

		15,527,867.12
		15,527,867.12

1

3

1)

	8,342,133.05	4,671,859.06
	15,376,298.15	782,275.00
	12,836,933.83	10,317,611.19
[1]	474,782,050.00	325,575,450.00
	13,840,129.62	4,574,454.87

			525,177,544.65	345,921,650.12
--	--	--	----------------	----------------

2) 1

--	--	--

--	--	--

--	--	--	--	--	--	--	--	--	--	--	--

37

1

--	--	--

38

1

--	--	--

2

3

4

39

--	--	--

1

--	--	--

2

--	--	--	--	--	--

40

1

--	--	--

2

--	--	--

--	--	--

--	--	--

41

--	--	--	--

42

	21,528,504.14		1,999,243.04	19,529,261.10	
	21,528,504.14		1,999,243.04	19,529,261.10	--

								/
	7,486,700.00				714,300.00		6,772,400.00	
	2,857,142.84				357,142.86		2,499,999.98	
	2,047,284.02				255,910.50		1,791,373.52	
	319,047.70				28,571.40		290,476.30	
() GLB242	271,428.79				57,142.84		214,285.95	
	78,571.46				28,571.44		50,000.02	
	4,655,000.00				117,600.00		4,537,400.00	
2016	3,813,329.33				440,004.00		3,373,325.33	

	21,528,504.14				1,999,243.04		19,529,261.10	

[]

“ ”

43

--	--	--

44

		+ —					
	691,842,500.00				-1,842,500.00	-1,842,500.00	690,000,000.00

2018 5 15 7 28
1,842,500.00

1,842,500.00

19,842,500.00

2.87%

45

1

2

46

	1,051,739,690.60		425,775,714.25	625,963,976.35
	241,329,262.65	16,705,285.93		258,034,548.58
	1,293,068,953.25	16,705,285.93	425,775,714.25	883,998,524.93

1	2018 5 15	7 28		19,842,500.00		2.87%
	245,738,374.10		1,842,500.00	—	20,967,650.00	
2	2018 8 20		27		2018	
		2018 8 21		384	18,000,000.00	
	6.20		111,600,000.00		111,328,224.10	
3	2018 10 29		27			30%
	373,000,000.00				30%	—
	293,479,840.15					
4	2018					
	16,705,285.93					

47

		111,600,000.00		111,600,000.00
		111,600,000.00		111,600,000.00

“ ”

48

49

		8,738,476.08	8,738,476.08	
		8,738,476.08	8,738,476.08	

[2012]16

50

	81,464,034.09	38,601,281.37		120,065,315.46
	81,464,034.09	38,601,281.37		120,065,315.46

2018 386,012,813.69 10%

51

		430,495,267.72	230,435,393.85
		430,495,267.72	
		503,305,415.48	255,541,980.85
		38,601,281.37	22,975,830.98
		55,347,400.00	32,506,276.00
		839,852,001.83	430,495,267.72

- 1)
- 2)
- 3)
- 4)
- 5)

52

--	--	--

	3,769,421,577.91	2,778,400,671.10	3,390,669,629.91	2,615,750,982.26
	55,927,831.23	61,362,180.01	10,250,691.42	18,055,922.71
	3,825,349,409.14	2,839,762,851.11	3,400,920,321.33	2,633,806,904.97

53

	15,482,077.04	13,893,828.13
	6,899,970.56	5,995,919.29
	5,275,327.87	4,844,790.02
	27,602,591.86	31,481,529.18
	118,448.76	112,772.16
	1,853,058.62	1,877,189.05
	4,599,980.37	3,997,279.48
	2,289.57	35,391.95
	385,794.88	146.64
	62,219,539.53	62,238,845.90

[] “ ”

54

	10,809,969.07	8,004,241.38
	982,059.64	1,343,356.21
	86,856,676.21	70,403,024.07
	206,341.06	190,109.10
	4,255,544.38	2,479,156.40
	103,110,590.36	82,419,887.16

55

	136,423,563.06	215,197,315.63
	39,727,653.74	15,950,060.21
	16,705,285.93	
	15,332,153.57	15,021,427.41
	4,905,665.61	8,390,245.65
	7,844,442.46	6,399,941.83
	1,772,744.76	5,609,583.55
	2,390,261.98	5,574,985.57
	2,636,888.33	3,589,179.91
	13,082,452.76	2,444,192.24
	3,739,745.18	2,442,549.42
	39,502.21	1,457,225.80
	244,600,359.59	282,076,707.22

56

	9,453,275.64	5,342,723.54
	5,547,265.19	423,624.85
	1,557,845.18	947,397.04
	4,487,000.27	731,269.69
	3,436,910.82	64,755.72
	24,482,297.10	7,509,770.84

57

	24,968,625.66	4,361,803.36
	1,818,720.84	2,177,576.02

	714,300.00	714,300.00
	255,910.50	255,910.50
	357,142.86	357,142.86
	28,571.40	
() GLB242	57,142.84	57,142.84
	28,571.44	28,571.44
	13,522.05	132,461.31
	117,600.00	9,800.00
	24,425.05	
	5,387,980.14	1,620,567.35

60

	6,634,306.79	
	3,200,000.00	3,000,000.00
	93,943,000.00	
	195,355.46	2,229,927.74
	103,972,662.25	5,229,927.74

61

--	--	--

62

	-589,530.54	-7,333,867.78
	-589,530.54	-7,333,867.78

63

		323,535.53	
		147,642.73	
	87,030.36	162,622.39	87,030.36
	1,017,788.10	30,218,098.67	1,017,788.10
	6,269.85	43,547.50	6,269.85
	1,111,088.31	30,895,446.82	1,111,088.31

								/
2015							200,000.00	
							50,000.00	
							40,000.00	
2015-2017							18,000.00	

							15,535.53	
							323,535.53	

64

	963,757.64		963,757.64
	55,430.00	316,265.96	55,430.00
		7,089,881.33	
	217,939.22	16,447.12	217,939.22
	2,775.97		2,775.97
	66,344.95	873,566.89	66,344.95
	1,306,247.78	8,296,161.30	1,306,247.78

65

1

	92,420,792.83	78,938,033.46
	7,219,260.32	-25,728,448.62
	99,640,053.15	53,209,584.84

2

	616,662,112.51
/	92,499,316.88
	1,252,016.29
	-480,000.00
	754,754.90
	3,086,133.75
	-5,468,154.54
	2,531,844.34
	5,464,141.53
	99,640,053.15

66

67

1

	1,818,720.84	2,177,576.02
	3,534,722.18	455,996.84
	8,411,017.15	18,328,846.93
	13,764,460.17	20,962,419.79

2

	342,490.14	622,769.16

	167,974,847.53	31,486,674.14
	39,466,785.87	9,622,537.95
	207,784,123.54	41,731,981.25

3

	114,000,000.00	
	59,000,000.00	
	173,000,000.00	

4

	73,000,000.00	
	18,000,000.00	
	91,000,000.00	

5

--	--	--

6

	270,000,000.00	174,000.00
	245,738,374.10	
	515,738,374.10	174,000.00

68

1

1	--	--
	517,022,059.36	262,216,187.71
	18,316,602.31	38,002,597.35
	140,429,662.23	134,284,187.35
	15,411,187.93	15,189,094.46
	13,981,589.25	11,946,918.09
“ ”	589,530.54	7,333,867.78
“ ”	963,757.64	
“ ”	18,552,192.07	582,719.59
“ ”	-103,972,662.25	-5,229,927.74
“ ”	13,268,953.41	-28,631,024.48
“ ”	-6,049,693.09	-3,320,849.34
“ ”	-72,120,196.23	-53,014,052.68
“ ”	-113,534,913.05	-42,683,265.58
“ ”	-56,846,201.47	142,331,792.43
	16,705,285.93	
	402,717,154.58	479,008,244.94
2	--	--
3	--	--
	254,511,820.26	97,528,107.42
	97,528,107.42	219,848,499.49
	156,983,712.84	-122,320,392.07

2

	57,021,600.00
	--
	57,021,600.00
	1,301,906.29
	--
	1,301,906.29
	--
	55,719,693.71

3

	15,000,000.00
	--
	15,000,000.00
	1,261,291.46
	--
	1,261,291.46
	--
	13,738,708.54

4

	254,511,820.26	97,528,107.42
	35,344.01	322,609.59
	254,476,476.25	97,205,497.83
	254,511,820.26	97,528,107.42

[]

2018

22,306,802.75

254,511,820.26 2018 12 31

281,848,623.01

22,306,802.75

,	5,030,000.00				
2017		97,528,107.42	2017	12	31
	27,316,974.79				124,845,082.21
,	24,739,905.35	76,000.00			2,501,069.44

69

“ ”

70

	27,336,802.75	
	65,200,608.00	/
	73,455,989.32	
	240,448,929.50	
	51,159,636.72	

			10,470.81	2,000.00	2019/9/19	[6]
				2,000.00	2019/9/24	
				2,000.00		

71

1

	--	--	
	3,304,823.43	6.8632	22,681,664.16
	710.70	0.8762	622.72
	3.72	8.6762	32.28
	--	--	
	--	--	
	163,082.48	6.8632	1,119,267.68
	9,754,890.52	6.8632	66,949,764.62

2

72

73

1

	716,000.00		716,000.00
16	500,000.00		500,000.00
2018	250,000.00		250,000.00
	200,000.00		200,000.00
SIP	200,000.00		200,000.00
	20,000.00		20,000.00
2017	680,000.00		680,000.00
	30,000.00		30,000.00
	100,000.00		100,000.00
	200,000.00		200,000.00
	300,000.00		300,000.00
2016	4,400,000.00		440,004.00
	153,720.00		153,720.00
	4,704,000.00		117,600.00
	1,070.00		1,070.00
	10,000,000.00		714,300.00
	3,582,747.02		255,910.50
	5,000,000.00		357,142.86

	24,425.05		24,425.05
	32,675,484.12		5,387,980.14

2

(1) 2018 716,000.00 [2018]73 2017 2018

(2) [2018]23 2018

(15)		2018	1,070.00		
	2018				
(16)	[2015]630	2015		10,000,000.00	
		2018	7,143,000.00		
(17)	[2011]58	2011		3,582,747.02	
		2018	255,910.50		
(18)	[2009]108	2009		5,000,000.00	
		2018	357,142.86		
(19)	[2013]1111	2013		400,000.00	
		2018	28,571.40		
(20)	[2007]118	2007		GLB242	800,000.00
			2018	57,142.84	
(21)	[2007]118	2007		400,000.00	
		2018	28,571.44		
(22)			[2016]1		
	[2018]20	2018	13,522.05	11,179.05	
				2018	13,522.05
(23)				2018	24,425.05
			2018		

74

1

1

	2018 12 03	57,021,600.00	100.00%		2018 12 01	[]	25,030,695.61	3,416,291.17

[]

57,021,600.00

100%

2018 10

22

57,021,600.00

23

2018 12 3

100.00%

2018 11

2018 12 1

2018 12 1

2

--	57,021,600.00
	57,021,600.00
	37,892,050.70
/	19,129,549.30

(1)

(2)

3

	1,301,906.29	1,301,906.29
	103,232,710.67	103,232,710.67
	74,170,298.64	74,170,298.64
	2,832,387.22	2,832,387.22
	59,482.31	59,482.31
	3,098,897.92	3,098,897.92
	5,526,970.86	5,526,970.86
	8,715,461.03	8,715,461.03
	1,248,908.98	1,248,908.98

	22,280,000.00	22,280,000.00
	64,512,478.84	64,512,478.84
	1,582,055.54	1,582,055.54
	4,275,682.62	4,275,682.62
	1,085,079.83	1,085,079.83
	68,559,676.39	68,559,676.39
	37,892,050.70	37,892,050.70
	37,892,050.70	37,892,050.70

4

5

6

2

1

--	--	--	--	--	--	--	--	--

2

--	--

3

3

4

	15,000,000.00	100.00%			[1]							

2018 5 4

2018 5 3

100.00%

1500

2018 3 31

2018 5 30

1500

2018 6

[1]

2018 5 30

6 6

2018 5 31

[2]

2018 5 4

100.00%	1500		
		8,671,652.12	6,328,347.88

5

2018 4			2018 4 2	
500.00		500.00	2018 12 31	370.00
100.00%				2018 12 31
		2,803,853.58		-896,146.42
2018 3				

3

	19,529,173.04	41,412,142.28	60,941,315.32	18,674,084.39		18,674,084.39	18,432,980.58	44,150,132.94	62,583,113.52	18,177,165.20		18,177,165.20
	22,059,151.73	39,669,809.83	61,728,961.56	7,678,824.99		7,678,824.99	22,929,594.65	40,445,051.27	63,374,645.92	5,207,643.44		5,207,643.44
	494,306,018.19	44,531,494.21	538,837,512.40	243,853,701.38		243,853,701.38	354,205,804.75	38,458,899.21	392,664,703.96	189,452,801.35		189,452,801.35

	10,477,801.32	-2,278,975.02	-2,278,975.02	556,553.11	11,460,077.09	-15,085,879.62	-15,085,879.62	3,359,460.33
	55,592,699.17	-4,191,669.98	-4,191,669.98	2,773,618.44	68,103,257.93	5,997,591.71	5,997,591.71	2,927,928.37
	270,305,956.40	91,771,908.41	91,771,908.41	22,751,824.49	254,898,282.68	71,220,381.49	71,220,381.49	25,127,962.77

4

5

2

1

2

/	373,000,000.00
--	373,000,000.00
/	373,000,000.00
/	79,520,159.84
	293,479,840.16
	293,479,840.16

3

1

20%

20%

2

	/	/

3

	/	/

4

	/	/
	--	--
	--	--
	--	--
	--	--

5

6

--	--	--	--

7

8

4

				/

5

6

()

()

1

(

)

“ ”

“ ”

5%

	()	
5%	-259.73	1.18
5%	259.73	-1.18

5%

2

()

12

()

	49,736.56	-	-	-	49,736.56
	5,087.14	-	-	-	5,087.14
	45,273.42	-	-	-	45,273.42
	90.82	-	-	-	90.82
	52,517.75	-	-	-	52,517.75
	152,705.69	-	-	-	152,705.69

	15,000.00	-	-	-	15,000.00
	4,006.67				4,006.67
	31,753.83				31,753.83
	21.95				21.95
	34,592.17				34,592.17
	85,374.62	-	-	-	85,374.62

()

()
40.95%(2017 12 31 31.47%)

2018 12 31

1

	--	--	--	--
	--	--	--	--

2

3

4

5

6

7

8

9

1

		()	60,000.00	28.74%	28.74%

2

1“ ”

3



4



H

C

Z

C

Q

S

CEAC International Limited

5

1

/

H		7,059,655.20			
C		672,833.86			
Z		130,900.00			
C		121,730.00			
Q		96,367.93			
S		317,481.10			
		8,401,258.09			

/

CEAC International Limited		3,400,876.71	
Z		28,264,908.00	4,566,810.04
C		820,069.00	
		32,485,853.71	4,566,810.04

2018 10

30.00%

2018 1-10

2

/

/

/

/	/	/	/	/	/	/
---	---	---	---	---	---	---

/

/

/	/	/	/	/	/	/
---	---	---	---	---	---	---

						/
--	--	--	--	--	--	---

/

3

--	--	--	--

--	--	--	--

4

--	--	--	--

	14,829,200.00	43,858,000.00

8

6

1

		19,438.80	971.94		
	CEAC International Limited	5,860,054.31	293,002.72		
		176,199.99	17,620.00		
		103,342.81	51,671.41		
		2,939,616.03	400,199.40		
		5,530.01	276.50		
		1,010,000.00	104,666.27		

2

			106,400.00
	CEAC International Limited		3,562,386.59
			67,200.00

			13,790,499.73

7

8

1

					111,600,000.00
					0.00
					0.00
					0
	2018	8		2018	(
				348)
	18,000,000.00		6.20 /		
	36				
				(1)	
	12			24	
			40%	(2)	
	24			36	
			40%	(3)	
	36			48	
			20%		
	18,000,000.00		2018 10 18		
			2018 12 31	2	
	50,000.00				
	17,950,000.00				

2018

4.037

2018 2019

9.284

2018 2019 2020

16.106

2

	16,705,285.93
	16,705,285.93

3

4

5

()

	16,705,285.93

1

1

2017 6 13

100%

70%

2017 9 10

2017 9 11

()

100%

70%

2017 2018

80,771.80

81,771.80

1 2019

2018

30

11,257.00

2 2020

2019

30

14,761.20

2

(1)

“

”

(2)

()						
			1,609.32	1,162.65		-2019/12/18
			5,959.14	3,754.56	2,000.00	2019/3/23
					2,000.00	2019/3/27
					2,000.00	2019/3/29
					2,000.00	2019/9/13
			17,755.82	10,812.76	5,000.00	2019/3/29
[]					10,000.00	2019/12/26
			12,648.30	10,470.81	2,000.00	2019/9/19
					2,000.00	2019/9/24
					2,000.00	2019/9/13
					2,000.00	2019/9/10
					2,000.00	2019/10/10
					3,000.00	2019/10/14
					4,000.00	2019/10/22
					3,000.00	2019/10/29
			2,600.29	2,456.19	2,800.00	2019/9/28
			40,572.87	28,656.97	45,800.00	

2

1

1

“ ”

2

1 2018 12 31

()

				2,800.00	2019/9/28	-
				2,800.00	2019/5/10	-
				5,600.00		

(2) 2018 12 31

()

--	--	--	--	--	--	--

1

1

--	--	--	--

2

--	--	--

2

3

1

2

4

5

	4,862,206.71	5,985,986.15	-1,123,779.44		-1,123,779.44	-1,123,779.44

1


()

100%

2

(1)	4,862,206.71
	5,985,986.15
(2)	-1,123,779.44
	-

(3)	-1,123,779.44
	-1,123,779.44
(4)	-
(5)	-
(6)	6,634,306.79
()	995,146.02
(7)	5,639,160.77



3

	362,544,722.56	
	362,544,722.56	

4)

			(%)	
	614,429.07	614,429.07	100.00	
	88,944.51	88,944.51	100.00	
	88,263.53	88,263.53	100.00	
	34,474.78	34,474.78	100.00	
	5,295.50	5,295.50	100.00	
	831,407.39	831,407.39	100.00	

2)

418,172.18

0.00

--	--	--

3)

--	--

--	--	--	--	--	--

4)

5)

6)

7

			(%)
		2,965,950.72	10.07
		554,106.94	1.88
		3,520,057.66	11.95

2

3

1)

	4,798,206.35	3.87%	4,798,206.35	100.00%		4,798,206.35	34.56%	4,798,206.35	100.00%	
	119,111,880.68	96.13%	6,215,591.43	5.22%	112,896,289.25	9,086,620.01	65.44%	454,331.00	5.00%	8,632,289.01
	123,910,087.03	100.00%	11,013,797.78	8.89%	112,896,289.25	13,884,826.36	100.00%	5,252,537.35	37.83%	8,632,289.01

		4,798,206.35	4,798,206.35	100.00%
		4,798,206.35	4,798,206.35	--

1				
1		113,911,932.74	5,695,596.64	5.00%
1 2		5,199,947.94	519,994.79	10.00%
		119,111,880.68	6,215,591.43	5.22%

2)

5,761,260.43

--	--	--

3)

--	--

--	--	--	--	--	--

4)

	120,147,860.10	11,711,829.42
		1,590,115.20
	1,925,330.93	377,881.74
	1,451,000.00	205,000.00
	385,896.00	
	123,910,087.03	13,884,826.36

5)

		101,340,625.00	1	81.79%	5,067,031.25
		13,675,393.31	1 8,475,445.37 1-2 5,199,947.94	11.04%	943,767.06
		4,798,206.35	5	3.87%	4,798,206.35
		1,251,000.00	1	1.01%	62,550.00
		550,776.05	1	0.44%	27,538.80
	--	121,616,000.71	--	98.15%	10,899,093.46

6)

--	--	--	--	--

7)

8)

9

			(%)
		101,340,625.00	81.79
		13,675,393.31	11.04
		333,635.44	0.27
		115,349,653.75	93.10

3

	1,571,558,332.28		1,571,558,332.28	1,182,379,036.83		1,182,379,036.83
	1,571,558,332.28		1,571,558,332.28	1,182,379,036.83		1,182,379,036.83

1

	50,322,285.47	140,257.63		50,462,543.10		
	25,526,300.00	74,804.07		25,601,104.07		
	10,184,966.78	215,061.70		10,400,028.48		
	4,260,178.46		4,260,178.46			
	627,900,000.00	373,000,000.00		1,000,900,000.00		
	450,000,000.00			450,000,000.00		
	10,000,000.00			10,000,000.00		

	4,185,306.12	9,350.51		4,194,656.63		
(20,000,000.00		20,000,000.00		
)						
	1,182,379,036.83	393,439,473.91	4,260,178.46	1,571,558,332.28		

2

3

4

	3,274,305,265.14	2,525,535,961.37	3,204,743,322.66	2,508,676,277.00
	63,369,506.65	56,466,849.24	20,874,915.41	17,883,662.89
	3,337,674,771.79	2,582,002,810.61	3,225,618,238.07	2,526,559,939.89

5

	10,739,821.54	
	3,200,000.00	3,000,000.00
	93,943,000.00	
		2,229,927.74

	107,882,821.54	5,229,927.74
--	----------------	--------------

6**1**

2

		/	/
	18.96%	0.73	0.73
	15.47%	0.60	0.60

3

1

2

3

4

