

2017

2018-017

2018 02

) (

10 **0.80** **691,842,500**
0

.....	5
.....	10
.....	12
.....	26
.....	39
.....	44
.....	44
.....	45
.....	53
.....	59
.....	60
.....	184

			000818
	FANGDA JINHUA CHEMICAL TECHNOLOGY CO.,LTD		
	FDC		
	1		
	125001		
	1		
	125001		
	fdhgzqb@126.com		

		1
	0429-2709027	
	0429-2709818	
	fdhgzqb@126.com	

	www.cninfo.com.cn

	91211400123728536M									
	100%									
	70%									
	1997	10								
			"	"				25,000		
	34,000		73.53%	2006						
					207,046,969			60.9%		
			"	"				190,126,969		
	55.92%	2010	6	4						190,126,969
						2010	7	30		2.33
						2010	3	19		
	7	30						"		
	"									39.14% 2011
	11	16								
					266,177,757			39.14%		
										2015 10 30
								A		
										6,600
						2015	11	13		
	66,000,000									200,177,757
								9.71%		
								29.44%		
								266,177,757		39.14%
		2016	6	27						
	A									
										198,300,000
										2016
		7	5							
										198,300,000

	8 UDC A 6

--	--

	2017	2016			2015	
	3,400,920,321. 33	2,605,603,503. 40	2,605,603,503. 40	30.52%	2,582,371,304. 05	2,582,371,304. 05
	255,541,980.85	112,076,593.94	112,076,593.94	128.01%	121,486,702.47	121,486,702.47
	237,441,518.01	110,001,629.43	110,001,629.43	115.85%	126,050,843.29	126,050,843.29
	479,008,244.94	154,727,926.02	154,727,926.02	209.58%	181,356,352.25	181,356,352.25
/	0.37	0.16	0.16	131.25%	0.18	0.18
/	0.37	0.16	0.16	131.25%	0.18	0.18
	10.72%	5.16%	5.16%	5.56%	5.95%	5.95%
	2017	2016			2015	
	3,802,242,124. 88	2,665,714,183. 49	2,665,714,183. 49	42.64%	2,576,339,686. 17	2,576,339,686. 17
	2,496,870,755. 06	2,270,853,206. 14	2,270,853,206. 14	9.95%	2,105,736,364. 65	2,105,736,364. 65

1)

42

2017 4 28

42

([2017]13

) 2017 5 28

2) 2017 5 28
16
2017 5 10 < 16 > ([2017]15

2017 2017 6 12 2017 1 1 2017 6 12 2017

3) 2017 12 25 ([2017]30
()

30 2017 2017 -7,333,867.78
-7,554,806.42 2016 2016

1

2

	699,656,181.75	795,425,523.98	843,004,308.22	1,062,834,307.38
	29,233,038.33	31,783,437.37	58,488,082.06	136,037,423.09

	33,558,179.16	34,015,439.53	61,971,747.16	107,896,152.16
	19,763,902.58	-65,537,025.00	153,326,261.39	371,455,105.97

	2017	2016	2015	
	-7,333,867.78	1,160,259.72	2,386,531.24	
	1,944,102.88	8,211,922.96	8,826,993.22	
			55,143.81	
	29,634,587.86			
	-5,801,886.80	-4,528,301.89		
	3,000,000.00		966,099.97	
	-268,955.08	-2,087,095.44	-18,051,845.62	
	2,229,927.74			
	5,177,235.44	736,853.99	-1,436,349.35	
	126,210.54	-55,033.15	183,412.79	
	18,100,462.84	2,074,964.51	-4,564,140.82	--

1

1

1

2017

+

1

	33.26%

2

2017

+

100.24% 97,191 438,587 110.06% 1.29% 99.67% 126,605

2017

70%

100%

2017

22.85% 37,356 339,067 523 261,575 25,554 77,492

380,224 113,653 119,675 85,051

249,687 43,050 20,006

-12,232

1

2

1

	2017		2016		
	3,400,920,321.33	100%	2,605,603,503.40	100%	30.52%

	3,318,053,279.85	97.56%	2,605,603,503.40	100.00%	27.34%
	82,867,041.48	2.44%			
	1,249,663,208.87	36.74%	821,874,484.63	31.54%	52.05%
	805,426,002.18	23.68%	583,316,247.81	22.39%	38.08%
	611,701,584.09	17.99%	585,645,514.56	22.48%	4.45%
	305,050,558.00	8.97%	252,791,840.79	9.70%	20.67%
	154,228,716.65	4.53%	142,181,996.93	5.46%	8.47%
	82,867,041.48	2.44%			
	67,912,040.01	2.00%	62,155,539.50	2.39%	9.26%
	34,682,229.18	1.02%	21,213,134.80	0.81%	63.49%
	23,066,046.01	0.68%	17,040,709.95	0.65%	35.36%
	15,080,080.76	0.44%	20,035,798.11	0.77%	-24.73%
	51,242,814.10	1.51%	99,348,236.32	3.81%	-48.42%
	3,399,377,548.88	99.95%	2,602,502,199.78	99.88%	30.62%
	1,542,772.45	0.05%	3,101,303.62	0.12%	-50.25%

2

10%

	3,318,053,279.85	2,600,639,238.13	21.62%	27.34%	19.43%	31.59%
	1,249,663,208.87	387,695,746.66	68.98%	52.05%	2.59%	27.69%
	805,426,002.18	776,680,780.75	3.57%	38.08%	40.94%	-35.33%
	611,701,584.09	541,365,977.38	11.50%	4.45%	4.08%	2.86%
	3,399,377,548.88	2,632,651,606.37	22.55%	30.62%	21.05%	37.25%

1

3

			2017	2016	
			3,318,053,279.85	2,550,743,602.39	30.08%
			82,867,041.48		

30%

30%

4

5

		2017		2016		
		2,279,777,787.68	86.56%	1,833,624,673.52	84.21%	2.35%
		320,861,450.45	12.18%	343,906,610.21	15.79%	-3.61%
		30,683,494.33	1.17%			1.17%
		2,484,172.51	0.09%			0.09%

		2017		2016		
		695,740,598.77	26.42%	615,795,810.13	28.28%	-1.86%
		54,423,736.89	2.07%	43,839,864.20	2.01%	0.06%
		750,164,335.66	28.49%	659,635,674.33	30.29%	-1.80%
		1,280,227,920.36	48.61%	991,586,477.49	45.54%	3.07%
		45,860,697.29	1.74%	64,983,456.58	2.98%	-1.24%

		1,326,088,617.65	50.35%	1,056,569,934.07	48.52%	1.83%
		303,809,268.55	11.53%	226,242,385.90	10.39%	1.14%
		39,223,004.93	1.49%	33,502,741.44	1.54%	-0.05%
		343,032,273.48	13.02%	259,745,127.34	11.93%	1.09%
		30,683,494.33	1.16%			1.16%
		2,484,172.51	0.09%			0.09%
		33,167,666.84	1.25%			1.25%
		181,354,011.34	6.89%	201,580,547.99	9.26%	-2.37%

6

2017

11

5

7

2017

+

8

		532,463,366.77
		15.66%
		0.00%

5

1		141,139,152.45	4.15%
2		132,992,033.81	3.91%
3		118,891,204.19	3.50%

4		70,716,876.07	2.08%
5		68,724,100.25	2.02%
	--	532,463,366.77	15.66%

		1,463,528,722.12	
			67.86%
			0.00%

5

1		600,008,173.80	27.82%
2		470,124,870.26	21.80%
3		202,863,130.85	9.41%
4		100,624,299.15	4.67%
5		89,908,248.06	4.17%
	--	1,463,528,722.12	67.87%

3

	2017	2016		
	82,419,887.16	67,936,877.02	21.32%	
	289,586,478.06	212,636,160.03	36.19%	
	1,555,748.17	675,790.69	130.21%	

4

JH-8349 380 352E 3035 4115 4110 POP3013

8350 233

3	91.64%
4	58.6%

	5,229,927.74	1.66%		
	0.00			
	38,002,597.35	12.05%		
	30,895,446.82	9.79%		

	81,759,886.84	2.15%	61,089,013.34	2.29%	-0.14%	
	150,000,000.00	3.95%			3.95%	

2

3

1

1,092,085,306.12	0.00	100.00%

2

			4,185,306.12	100.00%			30			--	-6,018,197.00		2017-02-09	http://www.cninfo.com.cn 2017-01-12 2017-01-19

			10,000,000.00	40.00%		20				--	-1,186,723.32		2017 07 12	http://www.cnninfo.com.cn	
													2017-093	2017-101	2017-197

()			450,000,000.00	100.00%						--	12,415,287.59		2017 09 11	http://www.cnninfo.com.cn
-----	--	--	----------------	---------	--	--	--	--	--	----	---------------	--	---------------	---

	--	--	1,092,085,306.12	--	--	--	--	--	--	--	--	27,635,619.59	--	--

3

4

1

2

5

1

2

10%

			49,964,298.72	99,344,394.27	75,903,936.76	129,097,635.37	-1,117,407.82	-2,373,933.75
			5,000,000	44,333,642.30	32,382,657.19	91,703,715.46	1,022,649.54	1,092,275.13
			3,000,000	15,320,963.27	9,768,083.02	15,804,079.72	-4,887,366.30	-4,845,736.60
			76,000,000	63,374,645.92	58,167,002.48	68,103,257.93	4,761,226.10	5,997,591.71
			80,000,000	62,583,113.52	44,405,948.32	11,460,077.09	-15,077,463.28	-15,085,879.62
			10,000,000	6,714,529.75	-2,196,536.03	0.00	-6,382,078.15	-6,381,842.15
			30,000,000					

			25,000,000	8,869,974.98	8,784,364.82	0.00	-1,215,633.72	-1,215,635.18
--	--	--	------------	--------------	--------------	------	---------------	---------------

()

14,563,800

148,407,361.

46

1

3						
1	2016	2017	5	19	2016	
2017	6	27			691,643,440	10
						0.47
						32,506,276.00
2						
2018						
	691,842,500		10		0.8	
					55,347,400	

2017	55,347,400.00	255,541,980.85	21.66%		
2016	32,506,276.00	112,076,593.94	29.00%		
2015	0.00	121,486,702.47	0.00%		

10		0
10		0.80
10		0
	691,842,500	
	55,347,400.00	
		342,096,631.51
	100%	
		20

2018	691,842,500	10	0.8
		55,347,400.00	

1

					2016 06 26	
			/	/	2016 06 26	
				/	2016 06 26	

			2017 6 13			
			70% 100% 10 2017 9 2017 9 11 () 100% 70% 12	2017 9 11	2017 10 13	12
			2018 2019 8,280.00 9,936.00 2018 2019 3,600.00 4,320.00	2017 6,900.00 2017	2017 09 10	3

2

--	--	--	--	--	--	--	--

()	2017 01 01	2019 12 31	3,600	3,701.73		2017 09 12	2017-121	100% 70%
100%							http://www.cninfo.com.cn	
70%	2017 01 01	2019 12 31	6,900	6,910.9		2017 09 12	2017-121	100% 70%
							http://www.cninfo.com.cn	

()	100%
70%	2017 2018 2019
	3,600.00 4,320.00 5,184.00
	2017 2018 2019
	6,900.00 8,280.00 9,936.00

1
(1)
1) 2017 4 28 42 ([2017]13)
2017 5 28
2) 2017 5 28 16 < 16 > ([2017]15)
2017 5 10
2017 6 12 2017 1 1
2017 1 1 2017 6 12 2017
2017

3)

2017 12 25

([2017]30

()

30

2017

2017

-7,333,867.78

2017

-7,554,806.42

2016

2016

2

2017

11

5

	60
	0

2017 11 7

2017

2017 50 () 2017
2017 10 2017 11 23

() 10

1

2

3

4

1

2012 2 21

2012 8 13 2012

2017 5 19 2016

2017 6 27 691,643,440 10 0.47

2017 6 28 2017 7 6

, 5.00 / 4.95 /

2017-088

2017 9 11

2016 9 5 2017 9 1

3

950000 2017-115

522,910 691,319,590 691,842,500

2017 10 9

0 2012

2017-129

2

1.5

10% 1% 2017-096

2017 11 7 2017 11 23 2017

2017-152 2017-167 2017-177

2017 12 25

12 2017-196

1

K					40.83 /	12.79	4.60%	12.79				2018 02 27	http://www.cninfo.com.cn 2018-02-25

Z					660.20 /	456.68	5.51%	456.68				2018 02 27	
J					24.43 /	447.55	5.40%	447.55				2018 02 27	
K					99.32 /	202.15	2.44%	202.15				2018 02 27	
					1,312.3 3 /	83.47	0.25%	83.47				2018 02 27	

1

1

2

3

2

3

1

2

4

1

2

1

2

3

		/
1.		
2.		
3.		
4.		
5.		
6.		
7.		
8.		
9.		

4

3

	COD		1		71.168mg/L	240mg/L	654.41	860	
			1		1.769mg/L	8mg/L	12.365	43	
			1		11.98mg/m ³	200mg/m ³	5.54	527	
			1		109.744mg/m ³	200mg/m ³	49.43	527	

1

1500 /

COD

2

3

1

2

3

1

2

3

4

4

5

1

COD NH3-N PH SS BOD
SO2 NOX

2017

2

COD NH3-N PH SS BOD

2016 12 29

1

	2,742,750	0.40%				-1,156,725	-1,156,725	1,586,025	0.23%
3	2,742,750	0.40%				-1,156,725	-1,156,725	1,586,025	0.23%
	2,742,750	0.40%				-1,156,725	-1,156,725	1,586,025	0.23%
	688,576,840	99.60%				1,679,635	1,679,635	690,256,475	99.77%
1	688,576,840	99.60%				1,679,635	1,679,635	690,256,475	99.77%
	691,319,590	100.00%				522,910	522,910	691,842,500	100.00%

522,910

691,319,590

691,842,500

3,465

2017 10 9

2017 9 29

3,135

4.53%

5%

2

	54,375			54,375		
	54,000		58,500	112,500		
	65,625			65,625		
			75	75		
	174,000	0	58,575	232,575	--	--

1

2

3

1

	34,362		32,465		0		0
				8		8	
			5%		10		

		28.66%	198,300,000	0	0	198,300,000	198,300,000
		5.01%	34,650,000	34650000	0	34,650,000	
		4.53%	31,350,000	-34650000	0	31,350,000	
		2.94%	20,367,043	14489043	0	20,367,043	
		1.41%	9,734,367	9734367	0	9,734,367	
2		1.29%	8,953,115	0	0	8,953,115	
		1.25%	8,654,901	8654901	0	8,654,901	8,350,000
		1.06%	7,363,020	7363020	0	7,363,020	
		0.85%	5,860,000	3860000	0	5,860,000	
		0.81%	5,631,868	5631868	0	5,631,868	
		10					
						198,300,000	198,300,000
						34,650,000	34,650,000
						31,350,000	31,350,000
						20,367,043	20,367,043
						9,734,367	9,734,367

2	8,953,115		8,953,115
	8,654,901		8,654,901
	7,363,020		7,363,020
	5,860,000		5,860,000
	5,631,868		5,631,868
10 10	10		

10

10

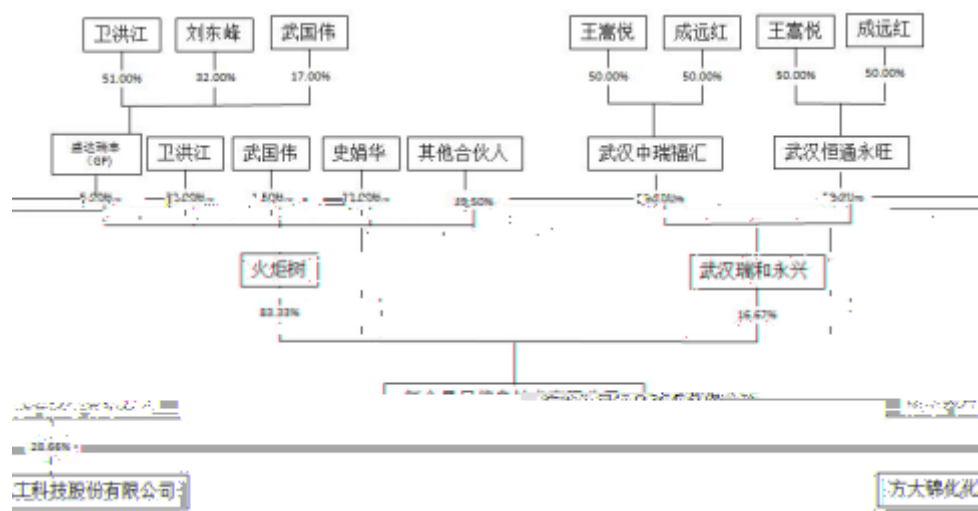
10

10

2

	/			
		2016 05 11	91360503MA35HPDF3 L	

3



4 10%

5

				48	2017 11 14	2019 07 28	0				0
				46	2017 11 27	2019 07 28	0				0
				57	2016 07 28	2019 07 28	0				0
				60	2016 11 25	2019 07 28	0				0
				41	2017 10 09	2019 07 28	0				0
				49	2017 12 13	2019 07 28	0				0
				62	2016 07 28	2019 07 28	0				0
				50	2016 07 28	2019 07 28					

				55	2016 01 22	2019 07 28	72,500		18,125		54,375
				46	2017 06 13	2019 07 28	0				0
				48	2006 04 05	2019 07 28	0				0
				52	2016 01 22	2019 07 28	72,000	78,000			150,000
				50	2015 12 22	2019 07 28	87,500		21,875		65,625
				43	2017 11 27	2019 07 28	0				0
				35	2017 11 27	2019 07 28	0				0
				42	2017 11 27	2019 07 28	0				0
				44	2017 11 27	2019 07 28	0				0
				55	2013 10 24	2017 05 12	1,650,000		412,500		1,237,500
				44	2016 07 28	2017 11 13	0				0
				52	2009 02 05	2017 11 14	612,500		153,125		459,375
				46	2016 07 28	2017 10 11	0				0
				38	2016 07 28	2017 10 09	0				0
				46	2015 03 26	2017 07 01	500,000				500,000
				52	2007 03 27	2017 07 01	550,000				550,000
				52	2014 10 22	2017 06 14	0	106,600			106,600
				39	2017 06 19	2017 09 26	0				0
				43	2016 07 28	2017 06 12	112,500		27,500		85,000

	--	--	--	--	--	--	3,657,100	184,600	633,125	0	3,208,575
--	----	----	----	----	----	----	-----------	---------	---------	---	-----------

			2017 05 12	
			2017 07 01	
			2017 06 13	
			2017 06 19	
			2017 07 01	
			2017 10 07	
			2017 10 09	
			2017 10 09	
			2017 11 09	
			2017 11 14	
			2017 11 23	
			2017 11 27	
			2017 11 27	
			2017 11 27	

)

1991

1991 9 -1995 4

1995 5 -2013 6 (

2013 7 -2017 6

2017 10 7

2017 11 9

2017 11 20

2016

2017 11 23

2017 11 27

1991

2001

1991 8 1992 9

1992 10 2003 8

2003 9 2004 12

2005 1 2017 1

2017 7 1

2017 12 13

1979

2015 9

25

2016 7 28

44

2016 11 25

1998 2000

2000 2002

2002 2006

2006 2010

2010

2017 10 9

1976

2006 -2015

2016

600150

2016 7 28

2013 18

1989

1994

2008

1999 /

2016 7 28

A

000736

000099

600321

603825

2017 10 9

1998

2001

2001 11

2011 9

2016 7 28
 2011
 1
 2016 7 28
 2010
 2014 1
 2016 7 28
 1990
 PVC
 2010 9 2012 6
 2016 5 25
 2016 1
 1997 2016
 2009 1
 2006 4
 2016 1
 1997
 2007
 1997
 1999
 2017 11 27
 2001
 2017 11 27
 2014
 2013 1 2013 12 ,
 2016 11 25
 2015 3 26
 2016 7 28
 PVC/VCM
 2013 2 2015 3
 2015 3 25
 2017 4 2
 2017 6 13
 2007 10
 2010 9 2014 10
 2015 12
 1998
 2017 11 27
 2007
 ()
 1997
 2001

			2016 08 03		

			2007 07 24	2017 10 30	
			2014 06 01		
			2014 06 01		
			2017 11 01		

			48		17.01
			46		1.37
			57		
			60		
			41		
			49		19.67
			62		0
			50		5
			44		0
			39		
			30		
			30		
			48		11.08
			46		11.37
			50		79.96
			55		155.32
			46		22.2
			48		137.57



1

2

3

4

5

1

2017		0.03%	2017 02 10	2017 02 11	http://www.cninfo.co

					m.cn 2017-014
2017		0.40%	2017 03 06	2017 03 07	http://www.cninfo.com.cn 2017-025
2016		0.03%	2017 05 19	2017 05 20	http://www.cninfo.com.cn 2017-060
2017		0.16%	2017 06 30	2017 07 01	http://www.cninfo.com.cn 2017-081
2017		0.47%	2017 10 09	2017 10 10	http://www.cninfo.com.cn 2017-138
2017		0.11%	2017 11 09	2017 11 10	http://www.cninfo.com.cn 2017-162
2017		0.32%	2017 11 23	2017 11 24	http://www.cninfo.com.cn 2017-177
2017		0.17%	2017 12 13	2017 12 14	http://www.cninfo.com.cn 2017-191

2

1

	19	18	1	0	0	
	19	18	1	0	0	
	11	6	1	0	4	
	4	4	0	0	0	
						8

2

3

1

2017

2

3

4

1

2

1

2

	2018 02 25	
	2017 http://www.cninfo.com.cn	
		100.00%
		100.00%
	1 a. b. c. d.	1 2 3

	2	
	a. b. c. d.	
	3	
	1 1 5% 2 1% 2 1 < 5% 2 < 1% 3 1 < 1% 2 <	1 1 5% 2 1% 2 1 < 5% 2 1 < 1% 3 1 < 3% 2 0.5% <
		0
		0
		0
		0

2017 12 31

	2018 02 25	
	2017	http://www.cninfo.com.cn

	2018 02 25
	2018)0255

[2018]0255

2017 () 2017 12 31

2017

2017 12 31

1)

62,790.00

70% 45,000.00

() 100%

2)

1)
 2017 34.01 2016 30.52%

() ,

2)

1)
 () () () 2017 12 31 3,503.39 3,385.42
 6,905.03

2)

() 2017

()

()

()

()

()

()

()

()

()

()

1

2017 12 31

	124,845,082.21	228,733,983.96
	247,842,399.91	119,185,718.55
	227,971,749.60	37,795,225.05
	22,612,665.65	23,217,646.02
	2,851,453.32	1,493,056.58
	192,962,407.73	145,520,203.81
	25,948,998.28	50,000,000.00
	845,034,756.70	605,945,833.97
	20,000,000.00	20,000,000.00

	1,383,784,023.35	1,404,435,374.14
	81,759,886.84	61,089,013.34
	544,364,365.71	547,690,621.60
	862,127,447.92	
	35,543,320.32	26,553,340.44
	28,631,024.48	
	997,299.56	
	2,957,207,368.18	2,059,768,349.52
	3,802,242,124.88	2,665,714,183.49
	150,000,000.00	
	40,066,685.36	3,800,000.00
	317,538,306.63	143,286,657.64
	50,189,630.17	51,242,977.58
	82,648,769.85	32,418,996.06
	162,138,197.70	38,632,797.42
	219,504.59	
	15,527,867.12	
	345,921,650.12	48,058,950.51

	1,164,250,611.54	317,440,379.21
	21,528,504.14	14,501,813.85
	10,973,398.27	14,294,247.61
	32,501,902.41	28,796,061.46
	1,196,752,513.95	346,236,440.67
	691,842,500.00	691,231,090.00
	1,293,068,953.25	1,290,698,519.18
	81,464,034.09	58,488,203.11
	430,495,267.72	230,435,393.85
	2,496,870,755.06	2,270,853,206.14
	108,618,855.87	48,624,536.68

	2,605,489,610.93	2,319,477,742.82
	3,802,242,124.88	2,665,714,183.49

2

	8,529,902.43	14,294,247.61
	13,060,174.81	14,501,813.85
	21,590,077.24	28,796,061.46
	918,678,693.71	320,317,643.46

	62,238,845.90	41,021,318.61
	82,419,887.16	67,936,877.02
	289,586,478.06	212,636,160.03
	1,555,748.17	675,790.69
	38,002,597.35	4,407,905.65
	5,229,927.74	2,700,000.00
-		
-	-7,333,867.78	1,160,259.72
	1,620,567.35	
	292,826,487.03	105,254,427.39
	30,895,446.82	22,299,612.03
	8,296,161.30	16,174,784.51
	315,425,772.55	111,379,254.91
	53,209,584.84	-164,026.06
	262,216,187.71	111,543,280.97
	262,216,187.71	111,543,280.97
	255,541,980.85	112,076,593.94
	6,674,206.86	-533,312.97

1.		
2.		
1.		
2.		
3.		
4.		
5.		
6.		
	262,216,187.71	111,543,280.97
	255,541,980.85	112,076,593.94
	6,674,206.86	-533,312.97
	0.37	0.16
	0.37	0.16

4

	3,225,618,238.07	2,510,831,021.59
	2,526,559,939.89	2,104,543,771.62

	92,242,062.90	72,592,959.20
	261,610,028.94	199,482,903.56
	1,844,205.79	-1,134,967.63
	31,884,327.53	2,744,597.17
	5,229,927.74	2,700,000.00
-	-7,554,806.42	1,345,987.81
	1,441,639.04	
	252,294,616.28	97,653,007.47
	29,286,852.95	22,007,195.26
	7,956,324.91	15,109,541.24
	273,625,144.32	104,550,661.49
	43,866,834.57	-2,693,991.75
	229,758,309.75	107,244,653.24
1.		
2.		
1.		

2.		
3.		
4.		
5.		
6.		
	229,758,309.75	107,244,653.24

5

	3,257,491,664.46	2,461,538,744.60
	5,094,374.34	
	20,962,419.79	45,990,380.32
	3,283,548,458.59	2,507,529,124.92

	1,960,191,194.14	1,637,907,265.07
	554,946,644.51	444,706,660.54
	247,670,393.75	194,758,936.61
	41,731,981.25	75,428,336.68

	202,229,927.74	132,000,000.00
	3,000,000.00	2,700,000.00
	3,678,581.42	8,102,309.66
	208,908,509.16	142,802,309.66
	35,641,838.75	55,797,982.15
	160,091,927.45	182,435,000.00
	752,324,550.00	
	948,058,316.20	238,232,982.15
	-739,149,807.04	-95,430,672.49
	3,047,097.00	52,245,508.11
	150,000,000.00	
	153,047,097.00	52,245,508.11
	33,698,302.99	

7

	691,23				1,290,6				58,488,		230,435	48,624,	2,319,4
	1,090.				98,519.			203.11		,393.85	536.68	77,742.	
	00				18							82	

-55,482, 106.98		-32,506, 276.00
-22,975, 830.98		
-32,506, 276.00		-32,506, 276.00

2													
3													
4													
1								6,048,0 41.65					6,048,0 41.65
2								6,048,0 41.65					6,048,0 41.65
	691,23 1,090. 00				1,290,6 98,519. 18				58,488, 203.11		230,435 ,393.85	48,624, 536.68	2,319,4 77,742. 82

8

	691,231, 090.00				1,293,775 ,350.35								

	611,410. 00				2,435,687 .00						3,047,097 .00
1											
2											
3	611,410. 00				2,435,687 .00						3,047,097 .00
4											
									22,975,83 0.98	-55,482, 106.98	-32,506,2 76.00
1									22,975,83 0.98	-22,975, 830.98	
2										-32,506, 276.00	-32,506,2 76.00
3											
1											
2											
3											
4											

3											
4											
1											
2											
	691,231, 090.00				1,293,775 ,350.35				58,389,20 3.20	186,809 ,123.12	2,230,204 ,766.67

() ()

1997 9 16 (1997)80

() 1996 9 16 2100001049099

1997 8 27 (1997)426 (1997)427 8,100

900 6.31 / 10 1998 4 20

69,184.25 69,184.25 1

34,000.00 25,000.00 25,000.00

73.53% 9,000.00 26.47%

2006 3 3 21,760.00 64.00%

207,046,969.00 60.90% 12,240.00 36.00%

2007 3 19 10,553,031.00

34,000.00 207,046,969.00 60.90%

207,046,969.00 60.90% 132,953,031.00 39.10%

2008 6,120,000.00 2008 12 31 34,000.00

190,046,969.00 55.90% 190,046,969.00 55.90%

149,953,031.00 44.10% 13,940,000.00 4.10%

2009 13,860,000.00 2009 12 31 34,000.00

190,046,969.00 55.90% 190,046,969.00 55.90%

149,953,031.00 44.10% 80,000.00 0.02%

2010 3 19 () (2010) 00001

2010 3 19 2010 6 4

2010 7 30 2.33 190,126,969.00

2010 10

2011 1 25 34,000.00 10 10 10 10

68,000.00

266,177,757.00		39.14%						
2015 11 13								
66,000,000.00	(9.71%)						
	200,177,757.00				29.44%,			
66,000,000.00					200,177,757.00			
39.14%								
2016 7 6					198,300,000.00			
	68,000.00						198,300,000.00	
	29.16%		66,000,000					
1,877,757		9.98%						
2016 7 6								
				158			1,059.25	
	2			220.00			2016 8 17	2017
7 7	2016 12 31				1,123.11	2017 1 1	2017 7 7	
	611,410.00							
	2017 12 31		69,184.25			331.72		0.48%
	68,852.54		99.52%			19,830.00		
28.66%								
			[] []	() []				1,2
			[5%] () []		1,4			()
	D1 D2		GB2(2) GC2	()				()
	()							()
			()					()
			()			()		()
			()					()
			91211400123728536M					1??
2017			2018 2 25					
2017			11					
	5							

15

(2014)

2

12

1

2

1 1 12 31

3

12

4

5

1

()

()

2

12

12

28

12

3

6

1

2

()

3

4

()

2

22

5

(

(

)

()

7

(

(1)

- (2)
- (3)
- (4)
- (5)

()

8

8

3)

(

9

1

()

2

(1)

(2)

(

)

(3)

10

1

(1)

1)

2)

3)

1)

2)

) (

(2)

()

()

()

(3)

(4)

()

2

(1)

(2)

(3)

(1)

(2)

(1)

(2)

3

(1)

(2)

(3)

13

14

4

()

)

(

(

)

5

()

()

(1)

(2)

(3)

(4)

6

7

()

8

(1)

)

(

(2)

9

11

1

	1000	100

2

1 1	5.00%	5.00%
1 2	10.00%	10.00%
2 3	15.00%	15.00%
3 4	20.00%	20.00%
4 5	30.00%	30.00%
5	50.00%	50.00%

3

12

1

2

3

4

5

(1)

(2)

6

13

1

()

(1)

(2)

2

42

(42)

42

42

42

3

(1)

(2)

14

1

(

2

(1)

(2)

(3)

37

22

3

(1)

(2)

20

4

(1)

(2)

22

15

16

1

1

(1)

(2)

(1)

(2)

2

3

2

		10-40	3.00-5.00	2.38-9.70
		3-25	3.00-5.00	3.80-32.33
		5-15	3.00-5.00	6.33-19.40
		3-5	3.00-5.00	19.00-32.33

4 (1) 3 ()

(2)

(3)

(4)

17

1

2

18

1

2

(1)

1)

2)

3)

(2)

3

(3)

3

)

(

()

19

20

21

1

1

2

(1)

(2)

(3)

(4)

(5)

(6)

(7)

:

		()
		6-10
		50-70

2

(1)

(2)

24

1

2

1)

()

2)

3

()

()

4

25

(1)

(2)

(3)

()

()

26

1

()

2

(1)

(2)

3

4

(1)

(2)

(3)

) (

5

(1)

()

(2)

27

28

1
(1)

1)

3)

2)
4)

FOB

(2)

()

(3)

29

1

(1)

(2)

2

(1)

(2)

()

(3)

(4)

()

(1)

(2)

(3)

30

/

1

(1)

(2)

(1)

(2)

(1)

(2)

(

)

2

31

1

2

32

(1)

(2)

(3)

(4)

(5)

(6)

(7)

(8)

33

1

--	--	--

1) 2017 4 28 42 42 ([2017]13) 2017 5 28 2017 5 28

2) 2017 5 10 16 < 16 > ([2017]15

2017 1 1 2017 6 12 2017 1 1 2017 2017 9.04

3) 2017 12 25 ([2017]30 ())

2017 30 2017 -7,333,867.78

2017 -7,554,806.42

2

34

()

()

[

]

1

(1)

(2)

(3)

2

1

		17% 13% 11% 6% 3%
		7% 5%
		25% 15%
		2%
	30% 1.2% 12%	20% 1.2% 12%
		3%
		18 15 12 4.5 3 / /

--	--

2

1.

([2014]28)

2.

(1) 2017 981 2017 12 1

((((1))T<>4960180079C079C1B781D1F04603029/TT0079C003E303E1B66>7<0ET E07FF1930 9 Tf 1 0 0 1 153 (2017)Tj 15%0 9 Tf < 0_0 9 Tf 10.46 0 471202C5077D3773079C1BE0 9 Tf 144.02 027 (2017)Tj /C2_0 9 Tf 1 0 0 1 341.74 3029.98j/C0 70 9 350.74 345.548jC0 -

3

1

	322,609.59	345,068.33
	97,205,497.83	219,503,431.16
	27,316,974.79	8,885,484.47
	124,845,082.21	228,733,983.96

2,501,069.44

24,739,905.35

76,000.00

2

--	--	--

3

4

1

	192,956,552.37	119,185,718.55
	54,885,847.54	
	247,842,399.91	119,185,718.55

2

	3,157,619.00
	3,157,619.00

3

	482,313,687.25	
	34,701,865.15	
	517,015,552.40	

4

	13,938,178.44	13,938,178.44	100.00%	
	13,938,178.44	13,938,178.44	--	--

1				
1	221,147,912.91	11,057,395.65	5.00%	
1 2	16,532,883.80	1,653,288.39	10.00%	
2 3	2,316,979.73	347,546.96	15.00%	
3 4	151,305.20	30,261.04	20.00%	
4 5	1,233,800.00	370,140.00	30.00%	
5	95,000.00	47,500.00	50.00%	
	241,477,881.64	13,506,132.04	5.59%	

2

6,635,785.82

0.00

--	--	--

3

	345,042.19

--	--	--	--	--	--

4

			(%)	
	50,050,186.42	[1]	19.49	2,750,257.02
	33,699,700.00	[2]	13.12	1,981,345.00
Z	22,031,048.00	1	8.58	1,101,552.40
	19,213,707.00	1	7.48	960,685.35
	14,600,209.96	1	5.68	730,010.50
	<u>139,594,851.38</u>		<u>54.35</u>	<u>7,523,850.27</u>

1 1 45,095,232.40 1-2 4,954,954.02

2 1 27,772,500.00 1-2 5,927,200.00

5

6

			(%)	
	614,429.07	614,429.07	100.00	
	303,646.80	303,646.80	100.00	
	88,944.51	88,944.51	100.00	
	88,263.53	88,263.53	100.00	
	83,729.24	83,729.24	100.00	
	80,611.47	80,611.47	100.00	
	64,156.65	64,156.65	100.00	
	39,672.00	39,672.00	100.00	
	34,474.78	34,474.78	100.00	

	11,730.20	11,730.20	100.00	
	5,295.50	5,295.50	100.00	
	1,414,953.75	1,414,953.75	100.00	

6

1

1	21,681,464.70	95.88%	22,497,296.02	96.89%
1 2	560,850.95	2.48%	1,800.00	0.01%
2 3	1,800.00	0.01%	592,000.00	2.55%
3	368,550.00	1.63%	126,550.00	0.55%
	22,612,665.65	--	23,217,646.02	--

1

2

			(%)	
	9,458,598.31	1	41.83	
	2,046,609.01	1	9.05	
	1,802,796.95	1	7.97	
	1,635,699.10	1	7.23	
	1,115,316.07	1	4.93	
	16,059,019.44		71.01	

1

7

1

--	--	--

2

--	--	--	--	--

8

1

()		
-----	--	--

2

1

()				
-----	--	--	--	--

9

1

	4,798,206.35	53.16%	4,798,206.35	100.00%	0.00	4,798,206.35	63.22%	4,798,206.35	100.00%	0.00
	3,014,929.81	33.40%	163,476.49	5.42%	2,851,453.32	1,578,557.98	20.80%	85,501.40	5.42%	1,493,056.58

	1,212,942.00	13.44%	1,212,942.00	100.00%	0.00	1,212,942.00	15.98%	1,212,942.00	100.00%	0.00
	9,026,078.16	100.00%	6,174,624.84	68.41%	2,851,453.32	7,589,706.33	100.00%	6,096,649.75	80.33%	1,493,056.58

		4,798,206.35	4,798,206.35	100.00%
		4,798,206.35	4,798,206.35	--

1			
1		2,867,799.81	5.00%
1 2		42,660.00	10.00%
2 3		101,470.00	15.00%
3 4		3,000.00	20.00%
		3,014,929.81	5.42%

3-4

2

0.00

120,472.89

--	--	--

3

--	--

--	--	--	--	--	--

4

	1,148,204.39	1,402,884.86
	4,798,206.35	4,798,206.35
	1,609,647.48	
	697,224.35	939,260.12
	757,360.27	446,000.00
	15,435.32	3,355.00
	9,026,078.16	7,589,706.33

5

		4,798,206.35	5	53.16%	4,798,206.35
		1,590,115.20	1	17.62%	79,505.76
		431,200.00	5	4.78%	431,200.00
		200,000.00	1	2.22%	10,000.00
		183,084.61	1	2.03%	9,154.23
	--	7,202,606.16	--	79.81%	5,328,066.34

6

--	--	--	--	--

7

8

[]			(%)
	431,200.00	431,200.00	100.00
	137,063.90	137,063.90	100.00
	125,000.00	125,000.00	100.00
	90,000.00	90,000.00	100.00
	429,678.10	429,678.10	100.00
	<u>1,212,942.00</u>	<u>1,212,942.00</u>	<u>100.00</u>

[]

10

1

	96,665,381.48	4,224,985.95	92,440,395.53	84,675,716.06	3,324,282.75	81,351,433.31
	37,742,605.83	784,781.94	36,957,823.89	29,731,049.95	212,166.24	29,518,883.71
	42,956,272.40	2,610,887.29	40,345,385.11	18,866,833.15	912,885.46	17,953,947.69
	10,448,301.18		10,448,301.18	10,847,684.78		10,847,684.78
	9,855,659.71		9,855,659.71			
	29,148,423.10	26,233,580.79	2,914,842.31	29,681,307.08	23,833,052.76	5,848,254.32
	226,816,643.70	33,854,235.97	192,962,407.73	173,802,591.02	28,282,387.21	145,520,203.81

2

	3,324,282.75	906,079.52		5,376.32	4,224,985.95
	212,166.24	784,781.94		212,166.24	784,781.94
	912,885.46	2,610,887.29		912,885.46	2,610,887.29
	23,833,052.76	2,828,408.35			

12

--	--	--

13

	23,184,615.46	
	2,764,382.82	
		50,000,000.00
	25,948,998.28	50,000,000.00

14

1

	20,000,000.00		20,000,000.00	20,000,000.00		20,000,000.00
	20,000,000.00		20,000,000.00	20,000,000.00		20,000,000.00
	20,000,000.00		20,000,000.00	20,000,000.00		20,000,000.00

2

--	--	--	--	--

3

	20,000,000 .00			20,000,000 .00	20,000,000 .00			20,000,000 .00	0.29%	3,000,000. 00
	20,000,000 .00			20,000,000 .00	20,000,000 .00			20,000,000 .00	--	3,000,000. 00

4

--	--	--	--	--	--	--	--	--	--

5

--	--	--	--	--	--	--	--	--	--

15

1

2

--	--	--	--	--	--

3

16

1

2

3

17

18

1

2

3

--	--	--

19

1

--	--	--	--	--	--

1.	1,131,187,481.56	2,569,086,285.19	101,654,969.26	109,971,467.07	3,911,900,203.08
2.					
1	13,085,952.33	16,480,417.86	3,270,315.96	1,813,063.17	34,649,749.32
2	12,614,499.47	22,073,529.11	96,581.20	1,403,549.04	36,188,158.82
3	71,837,604.38	45,302,259.66	1,411,180.00	408,945.08	118,959,989.12
3.					
1	34,404,877.03	53,484,623.47	1,780,808.91	4,917,885.54	94,588,194.95
4.	1,194,320,660.71	2,599,457,868.35	104,652,237.51	108,679,138.82	4,007,109,905.39
1.	586,754,074.07	1,728,649,020.60	57,050,008.41	89,971,311.61	2,462,424,414.69

1.	571,738,790.98	752,923,609.34	39,922,609.46	19,199,013.57	1,383,784,023.35
2.	537,266,746.21	805,612,942.67	42,047,602.80	19,508,082.46	1,404,435,374.14

2

	15,165,720.42	5,174,032.46	9,413,357.21	578,330.75	
	105,474,250.94	66,472,240.78	34,877,550.63	4,124,459.53	
	107,256.43	65,496.68	37,469.49	4,290.26	
	120,747,227.79	71,711,769.92	44,328,377.33	4,707,080.54	

3

--	--	--	--	--

4

--	--

5

	88,342,282.89	


1	134,284,187.35		36,188,158.82	
	1,388,054,239.40	2017 11		
		36,456,602.40	3,409,294.16	53,472,956.11
	26,366,707.00	29,030,430.61	288,600.92	
2				
3				
4				
5			()2	

20

1

	16,471,190.00		16,471,190.00	10,714,946.13	10,714,946.13
4#5#	11,703,511.75		11,703,511.75		
	6,409,664.96		6,409,664.96	1,760,313.40	1,760,313.40
/	5,989,931.76		5,989,931.76	5,115,205.73	5,115,205.73
	5,404,799.15		5,404,799.15	5,506,691.45	5,506,691.45
	3,634,921.79		3,634,921.79		
SIP	3,440,136.75		3,440,136.75		
	3,254,487.26		3,254,487.26		
				2,502,817.93	2,502,817.93
				444,144.06	444,144.06
				5,230,362.39	5,230,362.39
4 5				11,949,632.71	11,949,632.71
5#				3,051,333.03	3,051,333.03
				4,054,054.05	4,054,054.05
				1,197,707.74	1,197,707.74
	25,451,243.42		25,451,243.42	9,561,804.72	9,561,804.72
	81,759,886.84		81,759,886.84	61,089,013.34	61,089,013.34

2



3

--	--	--

21

--	--	--

22

--	--	--

23

1

2

24

25

1

1.	679,919,171.11	46,704,546.66		956,533.91	727,580,251.68

2.					
1				54,854.38	54,854.38
2					
3	12,044,500.00				12,044,500.00
3.					
1					
4.	691,963,671.11	46,704,546.66		1,011,388.29	739,679,606.06
1.	132,750,619.26	46,704,546.66		434,464.16	179,889,630.08
2.					
1	15,089,997.00			99,609.74	15,189,606.74
	236,003.53				236,003.53
3.					
1					
4.	148,076,619.79	46,704,546.66		534,073.90	195,315,240.35
1.					
2.					
1					
3.					
1					
4.					

1.	543,887,051.32			477,314.39	544,364,365.71
2.	547,168,551.85			522,069.75	547,690,621.60

2

--	--	--	--

1 15,189,606.74 2017 11

2

3

4

26

--	--	--	--	--

27

1

		504,305,534.66			
		357,821,913.26			
		862,127,447.92			

2

--	--	--	--	--

1

1 2

2

28

	18,087,609.02	1,933,691.40	4,146,440.99		15,874,859.43
		8,288,021.38	1,986,194.78		6,301,826.60
-	6,606,213.04	5,403,329.43	4,276,341.46		7,733,201.01
12		2,734,594.33	165,277.53		2,569,316.80
		1,623,594.01	68,198.58		1,555,395.43
	1,143,519.00	707,872.12	660,954.00		1,190,437.12
	690,271.69	146,464.96	629,025.06		207,711.59
		99,330.34			99,330.34
PKPM	22,366.00		11,124.00		11,242.00
	3,361.69		3,361.69		
	26,553,340.44	20,936,897.97	11,946,918.09		35,543,320.32

2017 11

29

/

1

	13,676,952.50	2,341,998.88		
	33,854,235.97	8,276,734.03		
	69,050,301.85	17,262,575.46		
	2,998,864.45	749,716.11		
	119,580,354.77	28,631,024.48		

2

	34,119,609.73	8,529,902.43	57,176,990.44	14,294,247.61
	16,289,972.27	2,443,495.84		
	50,409,582.00	10,973,398.27	57,176,990.44	14,294,247.61

3

		28,631,024.48		
		10,973,398.27		14,294,247.61

4

	21,546,579.17	84,991,120.26
	34,685,580.99	27,703,828.55
	56,232,160.16	112,694,948.81

5

2018	18,555,590.37	24,115,291.25	
2021	3,588,537.30	3,588,537.30	
2022	12,541,453.32		
	34,685,580.99	27,703,828.55	--

30

	997,299.56	
	997,299.56	

31

1

	150,000,000.00	
	150,000,000.00	

2

--	--	--	--	--

32

--	--	--

33

34

	35,066,685.36	
	5,000,000.00	3,800,000.00
	40,066,685.36	3,800,000.00

0.00

35

1

1	220,858,861.86	88,601,292.17
1-2	90,387,458.65	21,034,919.34
2-3	3,242,963.74	7,539,220.38
3	3,049,022.38	26,111,225.75
	317,538,306.63	143,286,657.64

36

1

1	47,858,431.28	43,416,659.00
1-2	653,941.37	1,146,699.97
2-3	634,145.73	576,496.84
3	1,043,111.79	6,103,121.77
	50,189,630.17	51,242,977.58

2

1

--	--	--

3

--	--

37

1

	21,977,841.31	514,776,744.51	465,564,968.90	71,189,616.92
-	10,441,154.75	83,757,692.42	82,739,694.24	11,459,152.93
		2,061,782.33	2,061,782.33	
	32,418,996.06	600,596,219.26	550,366,445.47	82,648,769.85

2

--	--	--	--	--

1	20,026,000.00	419,745,052.82	376,368,273.00	63,402,779.82
2	76,222.98	27,934,306.77	27,805,763.21	204,766.54
3	192,562.33	40,515,076.98	35,225,955.22	5,481,684.09
	138,979.95	28,773,681.66	24,998,466.12	3,914,195.49
	44,158.40	9,710,212.77	8,466,374.11	1,287,997.06
	9,423.98	2,031,182.55	1,761,114.99	279,491.54
4	1,683,056.00	25,745,370.56	25,343,780.56	2,084,646.00
5		836,937.38	821,196.91	15,740.47
	21,977,841.31	514,776,744.51	465,564,968.90	71,189,616.92

3

1	10,412,398.04	81,304,274.43	80,537,011.08	11,179,661.39
2	28,756.71	2,453,417.99	2,202,683.16	279,491.54
	10,441,154.75	83,757,692.42	82,739,694.24	11,459,152.93

1

2017 11

2,114,231.53

38

	46,026,037.71	15,143,399.01
	95,121,770.03	8,275,581.06
	2,661,247.62	2,791,551.05
	13,642,655.47	8,703,729.98
	1,382,906.96	1,179,924.21
	1,184,067.72	1,954,205.97
	789,378.44	39,759.02
	530,936.17	355,456.38
	417,404.01	

	381,657.37	189,190.74
	136.20	
	162,138,197.70	38,632,797.42

39

	219,504.59	
	219,504.59	

--	--	--

40

	13,790,499.73	
	1,636,669.75	
	65,106.00	
	35,491.38	
	100.26	
	15,527,867.12	

1

41

1

	4,671,859.06	8,700,372.57
	782,275.00	1,373,389.94
	10,317,611.19	1,627,153.00
[1]	325,575,450.00	

44

--	--	--

--	--	--	--	--	--	--	--	--	--	--	--

45

1

--	--	--

46

1

--	--	--

2

3

4

47

1

--	--	--

48

1

--	--	--

2

--	--	--

--	--	--

--	--	--

49

--	--	--	--	--	--

50

--	--	--	--

51

	14,501,813.85	8,957,333.33	1,930,643.04	21,528,504.14	
	14,501,813.85	8,957,333.33	1,930,643.04	21,528,504.14	--

						/
	8,201,000.00		714,300.00		7,486,700.00	
	3,214,285.70		357,142.86		2,857,142.84	
	2,303,194.52		255,910.50		2,047,284.02	
	347,619.10		28,571.40		319,047.70	
GLB242	328,571.63		57,142.84		271,428.79	
	107,142.90		28,571.44		78,571.46	
		4,704,000.00	49,000.00		4,655,000.00	
2016		4,253,333.33	440,004.00		3,813,329.33	
	14,501,813.85	8,957,333.33	1,930,643.04		21,528,504.14	--

71" "

52

--	--	--

53

		+					
	691,231,090.00				611,410.00	611,410.00	691,842,500.00

2012 8 13

199,060.00

2017

611,410.00

2017 1

2017 7

2017 9

2016 7 6

88,500.00

323,850.00

2,370,434.07

54

1

2

55

	1,049,369,256.53	2,370,434.07		1,051,739,690.60
	241,329,262.65			241,329,262.65
	1,290,698,519.18	2,370,434.07		1,293,068,953.25

53" "

56

--	--	--	--	--

57

58

--	--	--	--	--

59

	58,488,203.11	22,975,830.98		81,464,034.09
	58,488,203.11	22,975,830.98		81,464,034.09

2017 229,758,309.75 10%

60

	230,435,393.85
	255,541,980.85
	22,975,830.98
	32,506,276.00
	430,495,267.72

- 1)
- 2)
- 3)

4)

5)

61

	3,390,669,629.91	2,615,750,982.26	2,592,264,019.19	2,153,436,810.86
	10,250,691.42	18,055,922.71	13,339,484.21	24,094,472.87
	3,400,920,321.33	2,633,806,904.97	2,605,603,503.40	2,177,531,283.73

62

	13,893,828.13	8,735,765.78
	5,995,919.29	3,743,840.92
	4,844,790.02	3,216,230.41
	31,481,529.18	22,030,633.80
	112,772.16	86,168.64
	1,877,189.05	667,357.66
	3,997,279.48	2,495,893.94
		37,868.09
	35,391.95	
	146.64	7,559.37
	62,238,845.90	41,021,318.61

" "

63

	8,004,241.38	5,490,905.89
	1,343,356.21	514,781.81
	70,403,024.07	58,866,947.49

	190,109.10	175,378.07
	2,479,156.40	2,888,863.76
	82,419,887.16	67,936,877.02

64

	215,197,315.63	154,144,040.52
	15,950,060.21	8,519,410.46
	15,021,427.41	13,586,677.63
	8,390,245.65	5,783,011.37
	7,509,770.84	5,422,193.17
	6,399,941.83	6,737,654.11
	5,609,583.55	
	5,574,985.57	
	3,589,179.91	2,690,092.11
	2,444,192.24	46,604.33
	2,442,549.42	2,056,440.83
	1,457,225.80	956,550.31
		10,869,379.79
		1,824,105.40
	289,586,478.06	212,636,160.03

65

	1,562,857.23	439,891.69
	2,177,576.02	2,664,277.52
	-980,137.64	237,219.91
	351,658.47	
	2,798,946.13	1,247,532.54
		1,412,491.05

	1,555,748.17	675,790.69
--	--------------	------------

66

	6,396,091.66	1,687,486.72
	5,261,907.35	1,884,163.08
	26,344,598.34	836,255.85

70

	714,300.00	
	357,142.86	
	255,910.50	
	132,461.31	
GLB242	57,142.84	
2016	36,667.00	
	28,571.44	
	28,571.40	
	9,800.00	
	1,620,567.35	

71

	323,535.53	8,211,922.96	323,535.53
	147,642.73		147,642.73
	162,622.39	127,795.00	162,622.39
	30,218,098.67	8,194,351.83	30,218,098.67
		102,500.00	
		5,414,961.00	
	43,547.50	248,081.24	43,547.50
	30,895,446.82	22,299,612.03	30,895,446.82

2015						200,000.00		
						50,000.00		
						40,000.00		
2015-2017						18,000.00		
						15,535.53		
							6,620,283.92	

							714,300.00	
							357,142.86	
							255,910.50	
							150,000.00	
GLB242							57,142.84	
							28,571.44	
							28,571.40	
	--	--	--	--	--	323,535.53	8,211,922.96	--

		3,582,747.02			255,910.50
	GLB242	800,000.00			57,142.84
		400,000.00			28,571.44
		400,000.00			28,571.40
2015		200,000.00			200,000.00
		132,461.31			132,461.31
		50,000.00			50,000.00
		40,000.00			40,000.00
	2015-2017	18,000.00			18,000.00
		15,535.53			15,535.53
		29,742,743.86			1,944,102.88

1	[2016]630	2015			2015 11
			10,000,000.00		
		714,300.00			
2	[2009]108	2009			2009 11
			5,000,000.00		
		357,142.86			
3	2015 2016 1-5				
4,704,000.00					9,800.00
4	000080			[2016]57	2016 2016
				4,400,000.00	
			36,667.00		
5	[2011]58	2011			2015 7
			3,582,747.02		
		255,910.50			
6	[2007]118	2008 9		GLB242	
		800,000.00			
57,142.84					
7	[2007]118	2006 9			
400,000.00					28,571.44
8	[2013]1111	2015 3			400,000.00
				28,571.40	
9	[2016]23				2017 1
2015		200,000.00			
200,000.00					
10	[2017]129				
2017 8		132,461.31			132,461.31
11	[2017]47				2017 12

	50,000.00		50,000.00
12	[2017]25	2016	2017 4
		40,000.00	
40,000.00			
13	[2015]8	2015-2017	
		2017 12	18,000.00
		18,000.00	
14	[2015] 33		
2017 12	15,535.53		
15,535.53			

72

		1,874.68	
	316,265.96	190,630.59	316,265.96
	16,447.12		16,447.12
	7,089,881.33	14,976,511.03	
	873,566.89	1,005,768.21	873,566.89
	8,296,161.30	16,174,784.51	1,206,279.97

73

1

	78,938,033.46	8,313,423.88
	-25,728,448.62	-8,477,449.94
	53,209,584.84	-164,026.06

2

	315,425,772.55
/	78,856,443.14

	-5,006,888.31
	408,108.29
	-56,364,342.30
	56,328,654.49
	-21,966,107.72
	6,266,348.53
	-3,645,493.10
	-1,667,138.18
	53,209,584.84

74

75

1

	2,177,576.02	2,664,277.52
	455,996.84	150,000.00
	18,328,846.93	43,176,102.80
	20,962,419.79	45,990,380.32

2

	622,769.16	
	31,486,674.14	40,047,190.71
	9,622,537.95	35,381,145.97
	41,731,981.25	75,428,336.68

3

--	--	--

4

--	--	--

5

--	--	--

6

	174,000.00	
		435,000.00
	174,000.00	435,000.00

76**1**

--	--	--

	11,946,918.09	9,873,975.86
	7,333,867.78	-1,160,259.72
	582,719.59	439,891.69
	-5,229,927.74	-2,700,000.00
	-28,631,024.48	
	-3,320,849.34	-8,477,449.94
	-53,014,052.68	-41,260,750.42
	-42,683,265.58	101,270,051.52
	142,331,792.43	-154,130,880.14
	479,008,244.94	154,727,926.02
2	--	--
3	--	--
	97,528,107.42	219,848,499.49
	219,848,499.49	116,054,605.52
	-122,320,392.07	103,793,893.97

2

	752,324,550.00
	--
	474,324,550.00
	278,000,000.00
	19,412,645.62
	--
	10,547,911.59
	8,864,734.03
	--
	732,911,904.38

3

	--
	--
	--

4

	97,528,107.42	219,848,499.49
	322,609.59	345,068.33
	97,205,497.83	219,503,431.16
	97,528,107.42	219,848,499.49

2017	97,528,107.42	2017 12 31	124,845,082.21
27,316,974.79			2,501,069.44
24,739,905.35	76,000.00		
2016	219,848,499.49	2016 12 31	228,733,983.96
8,885,484.47			2,800,000.00
, 6,025,500.00	60,000.00		

77

78

	27,316,974.79	
	3,157,619.00	
	8,221,847.53	
	253,397,949.49	
	292,094,390.81	--

(1)		2017 10 26	6,157,619.00		
		1,401,910.30		2017 12 31	
		3,000,000.00	2017 12 31		3,157,619.00
(2)	2017 10		2017	0012	
				25,000.00	2017 12
31		8,000.00			
(3)	2016 9			DB1600000095216	
			2016 10 11	2017 10 11	
	ZH1600000125207		7,000.00		(8
8,809.18)	2017 12 31		7,000.00		
(4)	2017 12 21			SY12 2017004	
				2017 9 29	2018 9 29
	2017005		62,850.00		2017 12 31
(5)		2016 12 19			
				2016 12 19	2019 12 18
	7020110216000066			710.00	2017 12 31

1 2017 12 31

()

			107,850,161.54	20,000,000.00	2018/10/16
				20,000,000.00	2018/10/09
				30,000,000.00	2018/09/28
				10,000,000.00	2018/09/21
			67,023,318.15	30,000,000.00	2018/03/29
				40,000,000.00	2018/04/09
			74,768,699.80	0.00	
			11,977,617.53	0.00	

[] 261,619,797.02 8,221,847.53 253,397,949.49

79

1

	--	--	4,770,185.99
	729,937.75	6.5342	4,769,559.26
	710.70	0.8359	594.07
	3.72	8.7792	32.66
	--	--	2,945,921.47
	450,846.54	6.5342	2,945,921.47
			31,293,004.52
	4,789,110.30	6.5342	31,293,004.52

2

80

81

1

1

	2017 11 30	627,900,000. 00	70.00%		2017 11 30	[1]	60,474,891.3 7	32,033,220.0 3
	2017 11 30	450,000,000. 00	100.00%		2017 11 30	[1]	22,438,617.1 1	12,415,287.5 9
	2017 07 31		100.00%		2017 07 31	[2]		-1,215,635.18

[1]

2017 6

62,790.00 70%
 45,000.00
 100% 2017 11 25 2017 12 57,750.00 17,482.455
 75,232.455 2017 10 13
 2017 11
 2017 11 30 2017 11 30

[2]2017 7

200.00
 2017 7 31 1,000.00 1,000.00
 1,000.00 100.00%
 2017 12 18 , 1,500.00
 2,500.00 1,000.00 40.00% 500.00
 20.00% 500.00 20.00% 500.00
 20.00% 2017 12 31 1,000.00 100.00%

2

--	627,900,000.00	450,000,000.00	
	627,900,000.00	450,000,000.00	
	123,594,465.34	92,178,086.74	
/	504,305,534.66	357,821,913.26	

2017 2019
 2017 2018 2019
 6,900.00 8,280.00 9,936.00 3,600.00
 4,320.00 5,184.00

3

	10,547,911.59	10,547,911.59	8,864,734.03	8,864,734.03		
	262,563,660.22	262,563,660.22	65,696,883.58	65,696,883.58		
	38,223,619.02	38,223,619.02	14,077,865.84	14,077,865.84		
	33,047,308.24	26,696,134.39	55,848,078.80	46,757,926.55		
			11,807,984.19	9,053,985.87		
	24,987,374.61	24,987,374.61	142,441.42	142,441.42		
	3,440,136.75	3,440,136.75	2,722,620.00	2,722,620.00		
	6,478,052.94	6,478,052.94				
	2,368,616.76	2,368,616.76	533,959.10	533,959.10		
			338,800.00	338,800.00		
	150,561,488.45	150,561,488.45	39,112,084.32	39,112,084.32		
	952,676.08		1,776,622.59			
	20,907,647.04	20,907,647.04	3,024,607.50	3,024,607.50		
	32,671,346.65	32,671,346.65	15,427,169.48	15,427,169.48		
			8,514,796.33	8,514,796.33		
	176,563,521.91	171,165,024.14	92,178,086.74	82,110,558.76		
	52,969,056.57	51,349,507.24				
	123,594,465.34	119,815,516.90	92,178,086.74	82,110,558.76		

0882

2017 8 20

2017

2016 12 31

72,033.43

0831

2017 8 20

2017

2016 12 31

36,147.10


4

5


6

2


1



2



3



3

4

5

1

2017 3

418.53

2017 2 23

1,000

418.53

100%

2017 12 31

-1,832,890.88

-6,018,197.00

2

6

1

1

				100.00%		
				100.00%		
				100.00%		
					61.08%	[1]

				51.05%		
				100.00%		
				70.00%		
				100.00%		
				100.00%		
				100.00%		
					100.00%	[2]

[1] 61.08% 61.08%

[2] 100.00% 100.00%

(1)

(2)

2

	38.92%	-5,871,424.35		17,282,795.10
	48.95%	2,935,665.20		28,471,235.36
	30.00%	9,609,966.01		62,864,825.41

3

	18,432,9 80.58	44,150,1 32.94	62,583,1 13.52	18,177,1 65.20		18,177,1 65.20	31,040,3 38.49	48,339,1 74.48	79,379,5 12.97	19,887,6 85.03		19,887,6 85.03
	22,929,5 94.65	40,445,0 51.27	63,374,6 45.92	5,207,64 3.44		5,207,64 3.44	19,932,1 44.94	40,150,1 12.34	60,082,2 57.28	7,912,84 6.51		7,912,84 6.51
	354,205, 804.75	44,796,4 14.62	399,002, 219.37	189,452, 801.35		189,452, 801.35						

11,460,077.0 -15,085,879.6 -15,085,879.6
 9 2 2 3,359,460.33 9,671,236.78 -4,228,091.68 -4,228,091.68 -5,224,972.53

4

	/	/
	--	--
	--	--
	--	--
	--	--

5

6

--	--	--	--

7

8

4

				/

5

6

()

()

1

(

)

(

(

5%

	()	
5%	1.18	7.72
5%	-1.18	-7.72

5%

2

50

	()	
50	78.14	21.99
50	-78.14	-21.99

50

3

()

()

()

12

	124,845,082.21				124,845,082.21

	7,589,706.33				7,589,706.33
	50,000,000.00				50,000,000.00
	20,000,000.00				20,000,000.00
	468,876,302.94				468,876,302.94
	3,800,000.00				3,800,000.00
	143,286,657.64				143,286,657.64
	48,058,950.51				48,058,950.51
	195,145,608.15				195,145,608.15

()

() 2017 12 31
31.47% (2016 12 31 12.99%)

1

	--	--	--	--
	--	--	--	--

2

3

4

5

6

7

8

9

1

			60000	28.66%	28.66%

2

3

--	--

Z		4,566,810.04	
J		4,475,516.26	
K		2,021,465.84	
		834,733.25	1,405,256.84

--	--	--	--	--

5

6

--	--	--	--

7

	43,858,000.00	33,390,100.00

8

6

1

(1)	J	1,000,000.00			
	L	2,100,339.10			
	Z	19,988,530.00			
	C	1,891,335.00			
	K	4,580,000.00			
(2)	J	4,248,499.40	217,424.97		
	Z	22,031,048.00	1,101,552.40		

	K	3,525,012.26	176,250.61		
--	---	--------------	------------	--	--

2

(1)	K	793,000.00	
		5,014,727.18	
		5,014,727.18	
(2)	K	1,142,596.71	
	B	26,055,240.07	
	Z	187,803.97	
		91,067.98	
(3)	()		2,000,000.00
		248,922,450.00	
(4)		13,790,499.73	
		1,636,669.75	
		65,106.00	
		35,491.38	
		100.26	

7

8

1

		0.00
--	--	------

			74,768,699.80	0.00	
			11,977,617.53	0.00	

[1]

261,619,797.02

8,221,847.53

253,397,949.49

(3)

			3,157,619.00	1,401,910.30	2018/1/29

2

1

2017 12 31

			1,401,910.30	2018/1/29	

2

3

1

--	--	--	--

2

3

4

1 2018 2 4
 20,000 30,000
 14.00 /

2 2018 2 25
 10 0.8
 2017 12 31 691,842,500 55,347,400

1

1

--	--	--	--

2

--	--	--

2

3

1

2

4

5

--	--	--	--	--	--	--



1			
1	20,267,962.79	1,013,398.14	5.00%
	20,267,962.79	1,013,398.14	5.00%

2

138,742.26

0.00

--	--	--

3

	345,042.19

--	--	--	--	--	--

4

			(%)	
	5,246,424.33	1	24.87	262,321.22
	3,341,261.03	1	15.84	167,063.05
	2,963,658.62	1	14.05	148,182.93

	2,137,293.00	1	10.13	106,864.65
	1,954,999.40	1	9.27	97,749.97
	15,643,636.38		74.16	782,181.82

5

6

7

			(%)
	614,429.07	614,429.07	100.00
	88,944.51	88,944.51	100.00
	88,263.53	88,263.53	100.00
	34,474.78	34,474.78	100.00
	5,295.50	5,295.50	100.00
	831,407.39	831,407.39	100.00

8

			(%)
		161,591.61	0.77

2

1

	4,798,206.35	34.56%	4,798,206.35	100.00%		4,798,206.35	85.66%	4,798,206.35	100.00%

	9,086,620.01	65.44%	454,331.00	5.00%	8,632,289.01	803,202.98	14.34%	40,160.15	5.00%	763,042.83
	13,884,826.36	100.00%	5,252,537.35	37.83%	8,632,289.01	5,601,409.33	100.00%	4,838,366.50	86.38%	763,042.83

		4,798,206.35	4,798,206.35	100.00%
		4,798,206.35	4,798,206.35	

--	--	--	--	--	--

4

	6,913,623.07	269,680.47
	4,798,206.35	4,798,206.35

7

8

			(%)
		6,913,623.07	49.79

3

	1,182,379,036.83		1,182,379,036.83	90,293,730.71	90,293,730.71
	1,182,379,036.83		1,182,379,036.83	90,293,730.71	90,293,730.71

1

	50,322,285.47			50,322,285.47	
	10,184,966.78			10,184,966.78	
	4,260,178.46			4,260,178.46	
	25,526,300.00			25,526,300.00	
		10,000,000.00		10,000,000.00	
		627,900,000.00		627,900,000.00	
) (450,000,000.00		450,000,000.00	

		4,185,306.12		4,185,306.12		
	90,293,730.71	1,092,085,306.12		1,182,379,036.83		

2

3

4

	3,204,743,322.66	2,508,676,277.00	2,488,472,196.85	2,080,563,369.92
	20,874,915.41	17,883,662.89	22,358,824.74	23,980,401.70
	3,225,618,238.07	2,526,559,939.89	2,510,831,021.59	2,104,543,771.62

5

	3,000,000.00	2,700,000.00
	2,229,927.74	
	5,229,927.74	2,700,000.00

6

1

	-7,333,867.78	
	1,944,102.88	
	29,634,587.86	
	-5,801,886.80	
	3,000,000.00	
	-268,955.08	
	2,229,927.74	
	5,177,235.44	
	126,210.54	
	18,100,462.84	--

1

1

2

82%87

3

1

2

3

4

